

BELSON[®] OUTDOORS

2019
Recreation
Catalog

Your Outdoor Superstore[®]



belson.com



1-800-323-5664

CATEGORIES

Aluminum Products.....3-6, 8, 33-37, 43, 52
 BBQ Equipment..... 70-79
 Concrete Products..... 12, 13, 30, 42, 46, 48, 49, 64, 65
 Fiberglass Products..... 17
 Thermoplastic Coated Products9-11, 20, 22, 31-32, 40-41, 57, 59, 61-63
 Powder-Coated Products3, 6-8, 18-23, 29, 31-33, 40-41, 43, 46-47, 52-58, 60, 64-65
 Recycled Plastic Products.....7-8, 14-16, 24-29, 42, 44-45, 50-51, 54-55
 Resin Products 66-69
 Universal Access products 3, 7-16, 37, 65, 77-79
 Wood Products..... 3-6, 8, 24, 64

PRODUCT TYPES

Barbecue Grills 70-79
 Benches 18-33
 Bike Racks & Bollards..... 40-43
 Bleachers & Grandstands..... 34-37
 Campstoves 77-79
 Car Stops & Speed Bumps.....42
 Drinking Fountains.....65
 Fire Rings.....79
 Message Centers..... 44-45
 Patio Furniture-Restaurant..... 66, 68-69
 Pet items..... 61-63
 Picnic Tables3-17
 Planters57, 64
 Pool Furniture 66-67
 Premium Collection 18-20
 Smokers' Waste Receptacles..... 46-49, 57-58, 60
 Trailer-Mounted BBQ Grills 71, 73, 75
 Trash Receptacles 48-60
 Shade Structures.....38-39
 Shelters43

SEE THOUSANDS OF PRODUCTS



belson.com

We are proud to be celebrating our 71st year serving the needs of the Park and Recreation Industry. For seven decades, Belson Outdoors has led the industry in service and innovation. From inventing the original CHAR-WOOD[®] Campstove to setting new industry standards for higher quality wood on picnic tables and benches, the name Belson has been synonymous with quality and service. All the products we manufacture reflect years of perfecting the best. We work with the finest available materials and modern manufacturing techniques to produce quality products that are economically priced and sold factory direct to you.

We thank our loyal customers and employees for their support and dedication, and we eagerly look forward to serving your needs in the future.



BELSON POLICIES

Customer Satisfaction

Since 1948 Belson has set the industry standard for Customer Service. Promptly satisfying your needs for high quality, state of the art, economically-priced recreational equipment is the only way we do business.

Direct Factory Prices

At Belson, our customers receive the lowest possible price. We deal direct from factory to you. No middleman means low, complete and uncomplicated pricing. All prices are F.O.B. Factory. Only those products specifically indicated in this catalog as "Free Freight" are F.O.B. Destination within the 48 contiguous United States. All indicated weights are approximate. All photos and specifications are accurate at the time of printing. However, since we are continually making product improvements, we reserve the right to change designs and specifications without notice. When a product has been changed, we will ship you the new revised version unless you specifically advise us not to. All prices are subject to change without notice.

Cancellations

No order can be cancelled unless first authorized and confirmed in writing by Belson Outdoors, LLC.

Freight

In appreciation of our large volume, Belson has been able to negotiate highly favorable discount freight programs with top national carriers. All shipments will be made via the quickest and most economical way unless specific routing instructions are provided to us at the time your order is placed. All common carrier shipments are "Tailgate Delivery."

It is your responsibility to provide adequate help or equipment to unload your shipment. In most instances the common carrier (not Belson) will levy an additional charge for residential deliveries and those deliveries requiring more than customary tailgate service.

Freight Claims

We at Belson take extreme care to ensure that your shipment arrives in acceptable condition. When your shipment arrives, the carrier will provide you with a delivery receipt. It is vitally important that you count the number of pieces being delivered and inspect each carton for damage prior to signing this document. No claims for damage or missing merchandise can be made unless it is recorded on the delivery receipt. Claims for hidden damage must be reported within 15 calendar days of receipt of delivery. Should you have any questions or encounter any difficulties, please call our customer service department at 1-800-323-5664.

Return Merchandise Policy

A Return Authorization form must be issued by our Customer Service Department before any damaged or defective merchandise can be returned. Returns made without prior authorization will be refused. All returns must be properly packed and returned in their original packaging, freight prepaid. No collect shipments will be accepted.

Warranty

Every Belson product is warranted against defects in material and workmanship for one full year from the date of shipment. Misuse, neglect or alteration of product will automatically void this warranty.

Park Master

Superior Strength and Stability

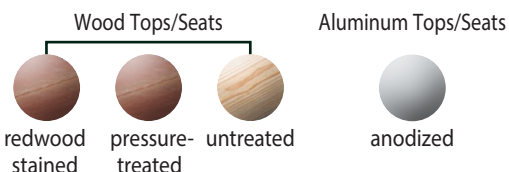
Designed for super strength and stability, the Park Master table offers walk-through construction and maximum vandal resistance. The 2 3/8" O.D. tubing frames are welded for extra rigidity. Two frame finishes are available: black powder-coated or hot dipped galvanized.

Specifications

- Overall Size: 30 1/2"H x 60"W x 72" or 96"L
- Seat Height: 18 1/2"
- Leg Size: 2 3/8" O.D. Tubing (14 ga.)
- Brace Size: 1 1/4" O.D. Tubing (14 ga.)
- Frame Finish: Black Powder-Coated or Hot Dipped Zinc Galvanized
- Hardware: Zinc Plated
- Top Angles: 1/8" Thick (12 ga.) Galvanized Steel Plate
- Seat Brackets: 1/8" Thick (12 ga.) Galvanized Steel Plate
- Seats & Tops: Wood, Aluminum or Recycled Plastic

All wood seats and tops for Belson tables are either untreated, MCA Pressure-Treated or Redwood Stained Finish Grade Southern Yellow Pine. This high quality furniture-grade lumber has fewer knots, splits and warping than the #1 Southern Yellow Pine used throughout the Park & Recreation Industry.

Wood planks are pre-drilled.. The aluminum planks all come with safety end caps and are available anodized (clear finish). Some assembly required.



Extra Heavy-Duty
2 3/8" O.D. Welded



Black Enamel Frame

Model PMB-6AA

Welded
Frames!



Galvanized Frame

Model PMG-6WR

PARK MASTER FRAME KITS

PMB-WF	Black Enamel Frame Kit	(70 lbs)	\$347.00
PMG-WF	Galvanized Frame Kit	(72 lbs)	\$347.00

PARK MASTER 6' LENGTH

PMB-6WR	Black Frame	Redwood Stained	(182 lbs)	\$497.00
PMG-6WR	Galvanized Frame	Redwood Stained	(184 lbs)	\$497.00
PMB-6WA	Black Frame	MCA Pressure-Treated	(191 lbs)	\$423.00
PMG-6WA	Galvanized Frame	MCA Pressure-Treated	(193 lbs)	\$423.00
PMB-6WN	Black Frame	Untreated	(198 lbs)	\$397.00
PMG-6WN	Galvanized Frame	Untreated	(198 lbs)	\$397.00
PMB-6AA	Black Frame	Anodized Aluminum	(132 lbs)	\$675.00
PMG-6AA	Galvanized Frame	Anodized Aluminum	(133 lbs)	\$664.00

PARK MASTER 8' LENGTH

PMB-8WR	Black Frame	Redwood Stained	(220 lbs)	\$533.00
PMG-8WR	Galvanized Frame	Redwood Stained	(222 lbs)	\$533.00
PMB-8WA	Black Frame	MCA Pressure-Treated	(226 lbs)	\$459.00
PMG-8WA	Galvanized Frame	MCA Pressure-Treated	(228 lbs)	\$459.00
PMB-8WN	Black Frame	Untreated	(233 lbs)	\$427.00
PMG-8WN	Galvanized Frame	Untreated	(233 lbs)	\$427.00
PMB-8AA	Black Frame	Anodized Aluminum	(150 lbs)	\$788.00
PMG-8AA	Galvanized Frame	Anodized Aluminum	(151 lbs)	\$776.00

(Prices F.O.B. Factory)

RELATED PRODUCTS



Park Master Recycled Plastic Table on page 6.



Park Master Universal Access Table on page 7.



Model PMG-6WR

Park Chief

Constructed for Rugged Use

The Park Chief table frame is formed from 2 $\frac{3}{8}$ " O.D. galvanized tubing made from steel which is cold rolled up to 50,000 PSI for yield strength. This makes Park Chief frames 30% stronger than mill structural pipe. Bracings are also galvanized for maximum corrosion resistance. Park Chief frames are sold separately or as a complete table.

Specifications

- Overall Size: 30 $\frac{1}{2}$ "H x 62"W x 72" or 96"L
- Seat Height: 18 $\frac{1}{2}$ "
- Leg Size: 2 $\frac{3}{8}$ " O.D. Tubing (13 ga.)
- Brace Size: 1 $\frac{1}{4}$ " O.D. Tubing (14 ga.)
- Frame Finish: Galvanized
- Hardware: Zinc Plated
- Top Angles: $\frac{1}{16}$ " Thick (12 ga.) Galvanized Steel Plate
- Seat Brackets: $\frac{1}{16}$ " Thick (12 ga.) Galvanized Steel Plate
- Seats & Tops: Wood, Aluminum or Recycled Plastic

All wood seats and tops for Belson tables are either untreated, MCA Pressure-Treated or Redwood Stained Finish Grade Southern Yellow Pine. This high quality furniture-grade lumber has fewer knots, splits and warping than the #1 Southern Yellow Pine used throughout the Park & Recreation Industry.

Wood planks are pre-drilled. The aluminum planks all come with safety end caps and are available anodized (clear finish). Some assembly required.



Heavy-Duty
2 $\frac{3}{8}$ " O.D. Bolted



Wood is Redwood Stained or MCA Pressure-Treated

Model PC-6WR



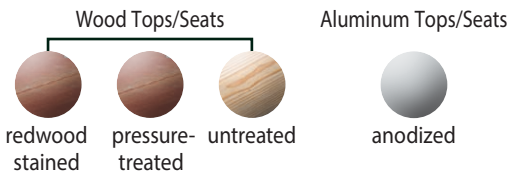
Anodized Aluminum

Model PC-6AA



Galvanized Steel Frame Kit

Model PC-WF



PARK CHIEF GALVANIZED FRAME KIT

PC-WF Frame Kit (77 lbs) \$300.00

PARK CHIEF 6' LENGTH

PC-6WR	Redwood Stained	(189 lbs)	\$473.00
PC-6WA	MCA Pressure-Treated	(198 lbs)	\$397.00
PC-6WN	Untreated	(185 lbs)	\$361.00
PC-6AA	Anodized Aluminum	(139 lbs)	\$663.00

PARK CHIEF 8' LENGTH

PC-8WR	Redwood Stained	(227 lbs)	\$513.00
PC-8WA	MCA Pressure-Treated	(233 lbs)	\$432.00
PC-8WN	Untreated	(223 lbs)	\$397.00
PC-8AA	Anodized Aluminum	(157 lbs)	\$776.00

(Prices F.O.B. Factory)

RELATED PRODUCTS



Park Chief Recycled Plastic Table on page 6.



Park Chief Universal Access Table on page 7.

Park Ranger

Strong and Affordable

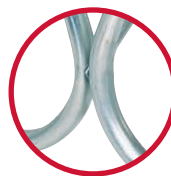
The Park Ranger tables feature 1½" O.D. galvanized steel tubing. The bracings on Park Ranger tables are also galvanized for maximum corrosion resistance.

Specifications


- Overall Size: 30½"H x 62"W x 72" or 96"L
- Seat Height: 18½"
- Leg Size: 1½" O.D. Tubing (13 ga.)
- Brace Size: 1¼" O.D. Tubing (14 ga.)
- Frame Finish: Galvanized
- Hardware: Zinc Plated
- Top Angles: ½" Thick (12 ga.) Galvanized Steel Plate
- Seat Brackets: ½" Thick (12 ga.) Galvanized Steel Plate
- Seats & Tops: Wood, Aluminum or Recycled Plastic

All wood seats and tops for Belson tables are either untreated, MCA Pressure-Treated or Redwood Stained Finish Grade Southern Yellow Pine. This high quality furniture-grade lumber has fewer knots, splits and warping than the #1 Southern Yellow Pine used throughout the Park & Recreation Industry.

Wood planks are pre-drilled.. The aluminum planks all come with safety end caps and are available anodized (clear finish). Some assembly required.



Medium-Duty
1½" O.D. Bolted



Model PR-6WA

Wood is MCA Pressure-Treated or Redwood Stained



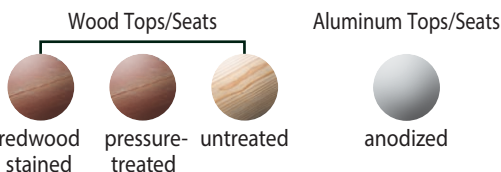
Model PR-6AA

Anodized Aluminum



Model PR-WF

Galvanized Steel Frame Kit



RELATED PRODUCTS

- Park Ranger Recycled Plastic Table on page 6.
- Park Ranger Universal Access Table on page 7.



PARK RANGER GALVANIZED FRAME KIT

PR-WF Frame Kit (64 lbs) \$220.00

PARK RANGER 6' LENGTH

PR-6WR Redwood Stained (176 lbs) \$407.00
 PR-6WA MCA Pressure-Treated (185 lbs) \$337.00
 PR-6WN Untreated (167 lbs) \$317.00
 PR-6AA Anodized Aluminum (126 lbs) \$629.00

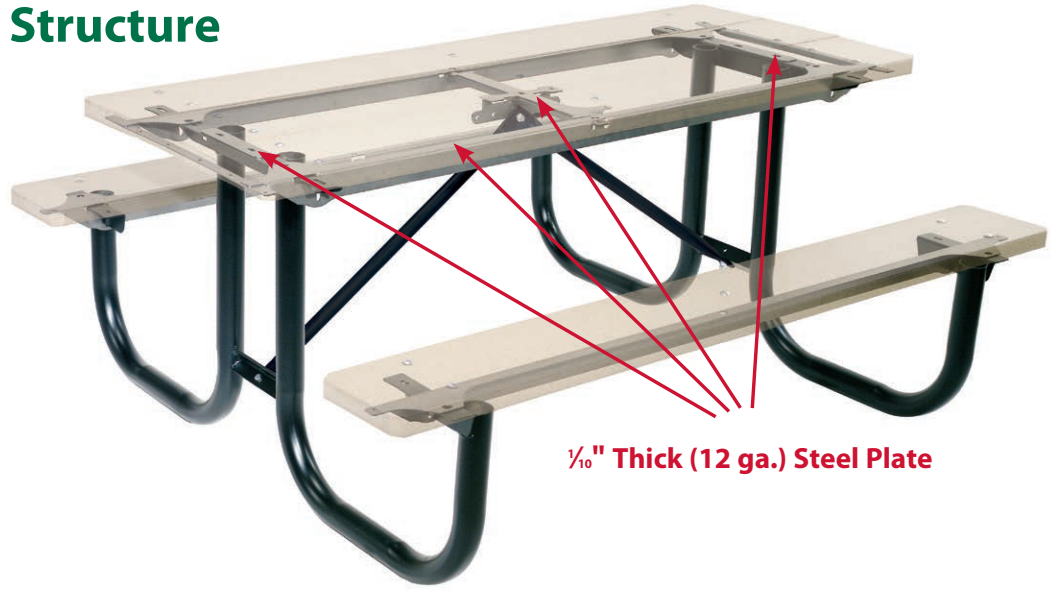
PARK RANGER 8' LENGTH

PR-8WR Redwood Stained (214 lbs) \$443.00
 PR-8WA MCA Pressure-Treated (220 lbs) \$373.00
 PR-8WN Untreated (212 lbs) \$353.00
 PR-8AA Anodized Aluminum (144 lbs) \$742.00

(Prices F.O.B. Factory)

The Belson Super Structure

The traditional recycled plastic picnic tables shown here all come with a galvanized or black powder-coated "Super Structure" fabricated from 1/10" (12 ga.) galvanized steel plate. This special reinforcement will easily support the heaviest loads and still maintain the integrity of the recycled plastic seats and tops.



1/10" Thick (12 ga.) Steel Plate

Recycled Plastic Slats
Color Options



Recycled Plastic Park Master

Specifications

Leg Size: 2 3/8" O.D. Tubing
 Frame: Welded Frame
 Frame Finish: Black Powder-Coated or Galvanized.
 Full Specifications: Please see page 3.

RELATED TABLES

Wood and Aluminum Park Master tables on page 3.

RECYCLED PLASTIC PARK MASTER

PMB-6P	6' Length	Black Frame	(249 lbs)	\$837.00
PMG-6P	6' Length	Galvanized Frame	(253 lbs)	\$837.00
PMB-8P	8' Length	Black Frame	(313 lbs)	\$1,037.00
PMG-8P	8' Length	Galvanized Frame	(319 lbs)	\$1,037.00
PMB-HP	ADA Model	Black Frame	(325 lbs)	\$997.00
PMG-HP	ADA Model	Galvanized Frame	(325 lbs)	\$997.00

(Prices F.O.B. Factory)

Recycled Plastic Park Chief

Specifications

Leg Size: 2 3/8" O.D. Tubing
 Frame: Bolted
 Frame Finish: Galvanized
 Full Specifications: Please see page 4.

RECYCLED PLASTIC PARK CHIEF

PC-6P	6' Length	(258 lbs)	\$807.00
PC-8P	8' Length	(324 lbs)	\$979.00
PC-HP	ADA Model	(306 lbs)	\$919.00

(Prices F.O.B. Factory)

RELATED TABLES

Wood and Aluminum Park Chief tables on page 4.



Model PC-6PCE

Recycled Plastic Park Ranger

Specifications

Leg Size: 1 5/8" O.D. Tubing
 Frame: Bolted
 Frame Finish: Galvanized
 Full Specifications: Please see page 5.

RECYCLED PLASTIC PARK RANGER

PR-6P	6' Length	(245 lbs)	\$773.00
PR-8P	8' Length	(311 lbs)	\$879.00
PR-HP	ADA Model	(295 lbs)	\$843.00

(Prices F.O.B. Factory)

RELATED TABLES

Wood and Aluminum Park Ranger tables on page 5.



Model PR-6PGY



Park Ranger

Medium-Duty

1 5/8" O.D. Bolted Frame



Park Chief

Heavy-Duty

2 3/8" O.D. Bolted Frame



Park Master

Extra Heavy-Duty

2 3/8" O.D. Welded Frame



Wood Tops/Seats



redwood stained pressure-treated untreated

Aluminum Tops/Seats



anodized

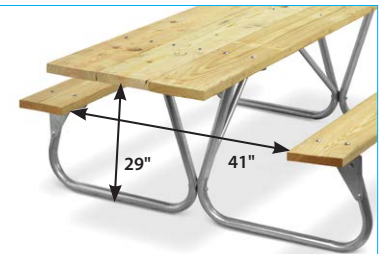
Recycled Plastic Tops/Seats



brown green cedar gray

Universal Access Picnic Table Specifications

- 19" From edge of table to first obstacle
- 41" Inside seat to seat edge
- 29" Floor to under table top



We meet or exceed ADA recommendations.

Each table has seats that are 6' long and an 8' top to provide 19" beyond each end of the frame to accommodate a wheelchair at both ends. All wood seats and tops for Belson tables and benches are made of either Untreated, MCA Pressure-Treated or Redwood stained Finish Grade Southern Yellow Pine. They are also available in Aluminum or Recycled Plastic in the colors shown. Frame Kits are available separately. Some assembly required.

PARK MASTER UNIVERSAL ACCESS 2-3/8" O.D. WELDED FRAME

PMB-WF	Black Enamel Frame Kit	(70 lbs)	\$347.00
PMG-WF	Galvanized Frame Kit	(72 lbs)	\$347.00
PMB-HWR	Black Frame	Redwood Stained	(237 lbs) \$517.00
PMG-HWR	Galvanized Frame	Redwood Stained	(237 lbs) \$517.00
PMB-HWA	Black Frame	MCA Pressure-Treated	(251 lbs) \$447.00
PMG-HWA	Galvanized Frame	MCA Pressure-Treated	(251 lbs) \$447.00
PMB-HWN	Black Frame	Untreated	(237 lbs) \$411.00
PMG-HWN	Galvanized Frame	Untreated	(237 lbs) \$411.00
PMB-HAA	Black Frame	Anodized Aluminum	(165 lbs) \$743.00
PMG-HAA	Galvanized Frame	Anodized Aluminum	(165 lbs) \$731.00
PMB-HP	Black Frame	Recycled Plastic	(325 lbs) \$997.00
PMG-HP	Galvanized Frame	Recycled Plastic	(325 lbs) \$997.00

(Prices F.O.B. Factory)

PARK RANGER UNIVERSAL ACCESS 1-5/8" O.D. BOLTED FRAME

PR-WF	Park Ranger Frame Kit	(64 lbs)	\$220.00
PR-HWR	Redwood Stained	(195 lbs)	\$433.00
PR-HWA	MCA Pressure-Treated	(198 lbs)	\$363.00
PR-HWN	Untreated	(207 lbs)	\$343.00
PR-HAA	Anodized Aluminum	(136 lbs)	\$697.00
PR-HP	Recycled Plastic	(295 lbs)	\$843.00

(Prices F.O.B. Factory)

PARK CHIEF UNIVERSAL ACCESS 2-3/8" O.D. BOLTED FRAME

PC-WF	Park Chief Frame Kit	(77 lbs)	\$300.00
PC-HWR	Redwood Stained	(218 lbs)	\$473.00
PC-HWA	MCA Pressure-Treated	(232 lbs)	\$417.00
PC-HWN	Untreated	(218 lbs)	\$318.00
PC-HAA	Anodized Aluminum	(146 lbs)	\$731.00
PC-HP	Recycled Plastic	(306 lbs)	\$919.00

(Prices F.O.B. Factory)

Rectangular Steel Picnic Table Diamond Pattern with Extra Heavy Duty Bolt-Thru Frame

A favorite choice for public seating and outdoor dining spaces with convenient walk-through frame, complemented by the popular expanded steel table top and bench seats. The extra heavy duty 2-3/8" O.D. steel tube bolt-thru frame provides excellent stability, movability, and readily accommodates portable use or surface mount installations. The trusted all-steel design provides superior performance with an ultra-resilient, corrosion-resistant finishing and stainless steel hardware that helps extend the life of these tables. Built ready and engineered for the exact needs of schools, parks, community centers and high-use areas like business courtyard settings.



EXPANDED STEEL PICNIC TABLE WITH EXTRA HEAVY-DUTY BOLT-THRU FRAME

BT238-V6	6' Length	(268 lbs)	\$933.00
BT238-V8	8' Length	(319 lbs)	\$1,000.00

(Prices F.O.B. Factory)

Expanded Steel Picnic Table with Bolt-Thru Frame

A popular choice for reliable recreation and food service seating, these commercial grade tables feature expanded steel tops and seats paired with a classic walk-through frame. Heavy-Duty design offers strength while also allowing for easy movability. The all-steel construction with state-of-the-art finishing and stainless steel hardware ensures a high level of corrosion resistance that extends the life of these tables. The precision manufacturing of the steel tube frame produces a smooth, wrinkle-free bend. Available in 6' and 8' lengths—built ready for parks, playgrounds, courtyards and patio atmospheres.



EXPANDED STEEL PICNIC TABLE WITH BOLT-THRU FRAME


BT158-V6	6' Length	(253 lbs)	\$900.00
BT158-V8	8' Length	(290 lbs)	\$963.00

(Prices F.O.B. Factory)

Top & Seat Color Options

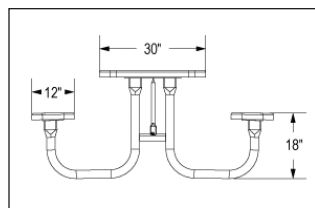


Frame Color Options



Rectangular Steel Picnic Table Diamond Pattern

Versatile, economical and strong. Expanded metal picnic tables are a great solution for outdoor seating and dining. The convenient walk-through design provides maximum comfort, inclusion and accessibility. Key to the structural strength, the diamond pattern offers the prime load advantages of steel at a more portable weight, and its porous design allows for a quick drying time. The frame is the paramount of stability, a 2-3/8" O.D. steel tube with MIG welded 1" O.D. support braces.



Tops and seats are available in a variety of polyethylene finished colors shown below. The frames are powder-coated in the colors shown below.



Model 238-V6



Model 238-V6



Model 238H-V8

RECTANGULAR STEEL PICNIC TABLE

238-V4	4' Length		(153 lbs)	\$758.00
238-V6	6' Length		(191 lbs)	\$808.00
238-V8	8' Length		(215 lbs)	\$904.00
♿ 238HS-V8	8' Length	ADA Single Overhang	(207 lbs)	\$867.00
♿ 238H-V8	8' Length	ADA Double Overhang	(195 lbs)	\$867.00

(Prices F.O.B. Factory)




Model 238H-V8

Top & Seat Color Options



Frame Color Options

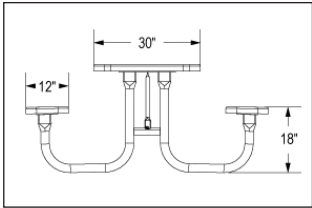


Rectangular Steel Picnic Table Perforated Pattern

These perforated rectangular steel picnic tables, available in 4', 6', 8' and Universal Access models, are a popular addition to indoor and outdoor environments. The porous perforated surface pattern of the table and seats discourages the collection of water, and the weather-resistant powder-coated finish keeps the table protected from rust and corrosion. The convenient walk-through design encourages maximum user accessibility, inclusion and comfort. The all-steel MIG welded frame is constructed with 2-3/8" steel tubing, reinforced with 1-1/16" O.D. support braces for maximum stability. Colors shown below.



Model 238-P8



RECTANGULAR STEEL PICNIC TABLE

238-P4	4' Length	(201 lbs)	\$930.00
238-P6	6' Length	(239 lbs)	\$1,001.00
238-P8	8' Length	(289 lbs)	\$1,075.00
♿ 238HS-P8	ADA Single Overhang	(276 lbs)	\$1,075.00
♿ 238H-P8	ADA Double Overhang	(268 lbs)	\$1,075.00

(Prices F.O.B. Factory)

RELATED PRODUCTS

32 Gallon Perforated Pattern Steel Trash Receptacle, page 59.



Model 358H-P

Square Steel Picnic Table Perforated Pattern

Highly durable outdoor tables are a great way to enhance facility aesthetics and provide the opportunity to exceed guest expectations. The convenient walk-through table design ensures easy user access when entering and exiting the bench seats. This 46" square picnic table is constructed with commercial grade steel, featuring a powder-coated 1-5/8" O.D. tube frame reinforced with 1" O.D. cross-brace. The classic style perforated steel seats and table tops are strong, economical and finished with a durable, weather resistant, UV stabilized thermoplastic finish. This picnic table comes with a 1-9/16" I.D. umbrella hole. Umbrellas sold separately. ADA accessible models are available.

SQUARE STEEL PICNIC TABLE

358-P	4 Seat	(220 lbs)	\$833.00
♿ 358H-P	3 Seat	(224 lbs)	\$871.00

(Prices F.O.B. Factory)




Model 358-P

Top & Seat Color Options




Frame Color Options



Round Steel Table Diamond Pattern

This round picnic table will revitalize outdoor seating areas, create new market opportunities, and add to guest enjoyment. Constructed from commercial grade steel, this table design with a diamond pattern is strong and economical. The all MIG welded 1-5/8" O.D. frame is reinforced with a 1" O.D. support brace with UV stabilized powder-coated finish. The convenient walk-through table design offers easy entry and exit. Tables are standard made with a 1-9/16" I.D. umbrella hole—umbrellas sold separately. Universal access model is available. Colors shown below.



Model 358-RDV



Model 358H-RDV

ROUND STEEL PICNIC TABLE			
358-RDV	4 Seats	(186 lbs)	\$928.00
358H-RDV	3 Seats	(168 lbs)	\$920.00
ROUND SINGLE PEDESTAL TABLE WITH GAME TOP			
358-RDV-GT	4 Seats	(186 lbs)	\$1,169.00

(Prices F.O.B. Factory)

Thermoplastic Coated

Square Steel Picnic Table Diamond Pattern

This 46" square steel picnic table creates opportunities for fun and inclusion. Constructed with commercial grade steel and coated with a state-of-the-art polyethylene finish, this classic design diamond patterned steel table is ready for tons of use. The MIG welded 1-5/8" O.D. frame is reinforced with a 1" O.D. support brace coated in an impact resistant, UV stabilized powder-coated finish. The convenient walk-through bench design allows for easy user access. This table comes standard with a 1-9/16" umbrella hole. Umbrella sold separately. ADA accessible models available. Colors shown below.

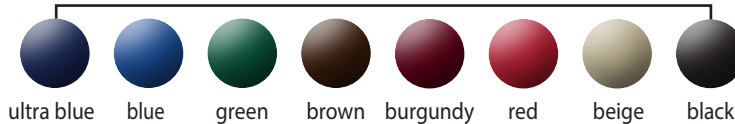


Model 358-V


SQUARE STEEL PICNIC TABLE			
358-V	4 Seat	(188 lbs)	\$868.00
358H-V	3 Seat	(172 lbs)	\$978.00

(Prices F.O.B. Factory)

Top & Seat Color Options



Frame Color Options



Oval Concrete Picnic Table

Precast concrete picnic tables offer several advantages for outdoors use. The steel-reinforced concrete provides a super durable long-lasting construction that deters vandalism and theft. The oval shaped tops and curved seats come in a smooth finish while the w-style frame is available in a variety of finishes, color options are as shown.



6' OVAL CONCRETE PICNIC TABLE			
COT6	without Umbrella Hole	(1,400 lbs)	\$1,197.00
COT6-U	with Umbrella Hole	(1,400 lbs)	\$1,197.00

(Prices F.O.B. Factory)

6' OVAL CONCRETE ADA PICNIC TABLE			
♿ COT6H	without Umbrella Hole	(1,300 lbs)	\$1,264.00
♿ COT6H-U	with Umbrella Hole	(1,300 lbs)	\$1,264.00

(Prices F.O.B. Factory)



Concrete Picnic Table

Precast concrete furniture is inherently resistant to theft and vandalism. Requiring very little maintenance these concrete picnic tables, with steel-reinforced construction, are built for permanence. Tops and seats come in a smooth finish while the legs come in a variety of aggregate and LSB textured finishes. Color options are available as shown.

6' CONCRETE PICNIC TABLE			
CRT6	without Umbrella Hole	(1,034 lbs)	\$1,032.00
CRT6-U	with Umbrella Hole	(1,034 lbs)	\$1,032.00

6' CONCRETE ADA PICNIC TABLE			
♿ CRT6H	without Umbrella Hole	(1,010 lbs)	\$1,075.00
♿ CRT6H-U	with Umbrella Hole	(1,010 lbs)	\$1,075.00

(Prices F.O.B. Factory)

Octagon Concrete Picnic Table

Durable aggregate concrete frames with smooth finish concrete tops and seats provide long-lasting outdoor or indoor seating. These octagon picnic tables are almost fully tamper-proof; they can soak-up a ton of sun and will look great for years to come.

OCTAGON CONCRETE PICNIC TABLE			
CT66	without Umbrella Hole	(1,080 lbs)	\$1,068.00
CT66-U	with Umbrella Hole	(1,080 lbs)	\$1,068.00

OCTAGON CONCRETE ADA 3-SEAT PICNIC TABLE			
♿ CT66H	without Umbrella Hole	(860 lbs)	\$1,062.00
♿ CT66H-U	with Umbrella Hole	(860 lbs)	\$1,062.00

OCTAGON CONCRETE 2-SEAT PICNIC TABLE			
CT66-2	without Umbrella Hole	(640 lbs)	\$974.00
CT66-2-U	with Umbrella Hole	(640 lbs)	\$974.00

(Prices F.O.B. Factory)



Please visit www.belson.com for a larger selection of tables and additional sizes, finishes and colors.

Smooth Finish Options			LSB Finish Options			Etch Finish Options		
sand tan	dove gray	light brown	sand tan	dove gray	light brown	sand tan	dove gray	light brown

Ground Concrete Tables

Enhance your outdoor eating area by creating an atmosphere that's inviting with precast concrete tables. Beautiful, long-lasting, theft resistant and easy to maintain are just some of the features of these uniquely designed tables. Made of solid, steel-reinforced concrete that meets ASTM specifications, each table is permanently colored with inorganic pigments. In addition to not requiring an umbrella stand, their modular construction makes these tables easy to assemble. All that's required are two people and a few tools to tighten the heavy-duty bolts and steel plates that hold the tabletop and seats in place. Available in the colors shown below. Some assembly required.



Model TF312012



Model TF312312 – Universal Access



Model TF311512



Model TF311012



Model TF312512



Model TF312812 – Universal Access

Please visit www.belson.com for a larger selection of tables and additional sizes, finishes and colors.

GROUND CONCRETE TABLES – SQUARE


TF311512	2-Seat Table	63"L x 36"W x 30"H	(820 lbs)	\$896.00
TF312012	4-Seat Table	63"L x 63"W x 30"H	(1,100 lbs)	\$1,024.00
TF312312	3-Seat ADA Table	63"L x 65"W x 30"H	(950 lbs)	\$943.00

GROUND CONCRETE TABLES – ROUND

TF311012	2-Seat Table	66"L x 36"W x 30"H	(760 lbs)	\$836.00
TF312512	4-Seat Table	66"L x 66"W x 30"H	(1,100 lbs)	\$1,024.00
TF312812	3-Seat ADA Table	66"L x 64"W x 30"H	(860 lbs)	\$943.00

(Prices F.O.B. Factory)

Ground & Polish Tops & Seats with Acid Wash Finish Frame



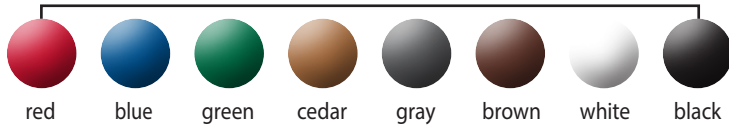


Square Recycled Plastic Resinwood Table

A Traditional Design Made with Earth-Friendly Materials

This traditionally styled square table is constructed with nine 2" x 10" recycled plastic resinwood slats that compose the table top and bench seats. The earth-friendly slats give the classic look of wood but are splinter free, will not corrode or rot over time, and have rounded edges and corners to ensure safety. Ideal for family picnics, group lunches, and other social gatherings. The heavy-duty 1-5/8" O.D. steel table base is hot dipped galvanized and powder-coated black for maximum durability. Leave the table portable to allow for relocation, or secure it to the ground using the optional U-Brackets to deter theft.

Color Options



RECYCLED PLASTIC RESINWOOD TABLE

PB4-SQPIC 4' Square (250 lbs) \$865.00

OPTIONAL ACCESSORIES

PB1998 Surface Mount U-Bracket (5 lbs) \$20.00

(Prices F.O.B. Factory)

Plaza Style Recycled Plastic Hexagon Picnic Table

A perfect addition to parks, picnic areas, or any outdoor eating area, this recycled plastic hexagon picnic table comfortably fits six. Decorative details on the recycled plastic frame add elegance. Table frame comes standard in black, while the table top and seats are available in the color options shown below.

RECYCLED PLASTIC HEXAGON PICNIC TABLE - BLACK FRAME

DF6S-P	6 Seat	(235 lbs)	\$776.00
DF6SH-P	4 Seat Universal Access	(207 lbs)	\$766.00

(Prices F.O.B. Factory)

Color Options



Model DF6S-P

100% Recycled Plastic Hexagonal Shaped Picnic Table

With its unique styling and easy walk-through design, this rugged table is as much at home on a patio or deck as it is in a forest setting. The high durability, low maintenance and weather-resistant features of this table make it ideal for any setting. Some assembly required.

100% RECYCLED HEXAGONAL PICNIC TABLE

HT-100 Top/Frame Color (267 lbs) \$870.00

100% RECYCLED HEXAGONAL UNIVERSAL ACCESS

HT-100H Top/Frame Color (235 lbs) \$818.00

(Prices F.O.B. Factory)

Color Options



Model HT-100



Recycled Hexagon Picnic Table

Provide comfortable seating for six people in a friendly seating arrangement. This attractive hexagon picnic table is constructed of 10 one-piece molded shapes. This eliminates cumbersome assembly associated with other "stick-together" versions. Beveled edges on both the table top and seats are an added feature that sets this table a step above the rest. The all-plastic design and solid construction are made to withstand hard use and provide a durable table that will maintain its appearance year after year.



Model P-10-2

Color Options



RECYCLED PLASTIC HEXAGON PICNIC TABLE

P-10-2	6 Seat	Zinc Plated Hardware	(333 lbs)	\$809.00
P-10SS-2	6 Seat	Stainless Steel Hardware	(333 lbs)	\$859.00
♿ P-11-2	4 Seat ADA	Zinc Plated Hardware	(295 lbs)	\$809.00
♿ P-11SS-2	4 Seat ADA	Stainless Steel Hardware	(295 lbs)	\$859.00

(Prices F.O.B. Factory)

Recycled Traditional Table

This rugged table will provide years of comfort and service in any setting. The frame is built with 4" x 4" recycled plastic lumber. The seats and top are 2" x 10" planks of the same long-lasting material. Available in the colors shown. Some assembly required.



Model RPS6

Color Options



RECYCLED TRADITIONAL PICNIC TABLE

RPS6	6' Length	(320 lbs)	\$892.00
RPS8	8' Length	(400 lbs)	\$1,050.00
♿ RPS8H	8' Length Universal Access	(351 lbs)	\$995.00

(Prices F.O.B. Factory)



Model P362

Recycled Step Over

With its attractive modern look, the new Step Over picnic table will be a great addition to any park or outdoor eating facility. This durable table comes with standard 2" x 10" x 6' or 8' slats for the top and seats. The universal access model uses 2" x 10" x 8' slats for the top and 2" x 10" x 6' slats for the seats. The heavy-duty legs are 3" thick one-piece molded from recycled plastic. This durable table will maintain its appearance year after year. Some assembly required.

Color Options



RECYCLED PLASTIC STEP OVER - BLACK FRAME

P-362	6' Length	(340 lbs)	\$723.00
P-3882	8' Length	(435 lbs)	\$897.00
♿ P-382	8' Length Universal Access	(405 lbs)	\$838.00

(Prices F.O.B. Factory)

Specifications

Overall Size: 30"H x 60"W x 72" or 96"L
 Frame Finish: 100% Recycled Plastic with Galvanized Steel Under Structure

Step Through Picnic Table

These attractive, eco-friendly Recycled Plastic Step Through Picnic Tables provide plenty of leg room, convenient entry and easy exit. These tables are great for areas where step-over seating is just not ideal. The recycled plastic construction looks great and is very durable; no maintenance is necessary and it will never crack or peel. The tops and seats come factory assembled for easy field assembly. Simply bolt together with the hex head lag screws in the pre-drilled holes and job done!



Model PTST6

Color Options



STEP THROUGH PICNIC TABLE			
PTST6	6' Table	(311 lbs)	\$925.00
PTST8	8' Table	(340 lbs)	\$1,071.00
PTSTHA	8' ADA Table	(322 lbs)	\$1,044.00

(Prices F.O.B. Factory)



Model PTEA6

Color Options



Recycled Plastic Easy Access Picnic Table

This easy access picnic table is ideal for schools, senior centers, office complexes, and parks. The three one-piece molded design makes it easy for people of all shapes and sizes to step through and provides plenty of leg room. Constructed from 100% recycled plastic, this table is virtually maintenance free. Assembly is quick and easy. Simply place the molded frame on the table top, secure hex head lag screws into the pre-drilled holes, and you're done!

PARK PLACE RECYCLED PLASTIC PICNIC TABLE			
PTEA6	6' Table	(279 lbs)	\$891.00
PTEA8	8' Table	(330 lbs)	\$1,060.00
PTEAHA	8' ADA Table	(311 lbs)	\$1,050.00

(Prices F.O.B. Factory)


Universal Access Recycled Plastic Table

Made from 100% recycled plastic with a 24" overhang at one end for universal access. The seats and top are 2" x 10" x 8' recycled plastic with a galvanized steel understructure for added strength and support. The heavy-duty walk-through legs are 3" thick one-piece molded recycled plastic. Some assembly required.



Model P-28

Color Options



RECYCLED PLASTIC UNIVERSAL ACCESS TABLE			
P-28	8' ADA Table	Black Frame	(485 lbs) \$898.00

(Prices F.O.B. Factory)



6' Round Fiberglass Picnic Tables & Fiberglass Umbrellas

These durable and comfortable 6' round fiberglass picnic tables with 42" table tops enhance their surroundings and are available in a wide variety of colors. The striking color is achieved with a commercial grade two-part (catalyzed) polyurethane paint process, guaranteed not to crack, fade or peel. The powder-coated frame is bolted together with high-grade stainless steel hardware. The built-in umbrella holder prevents wobbling and the smart design provides more foot space.

6' ROUND FIBERGLASS TABLE WITH UMBRELLA HOLE

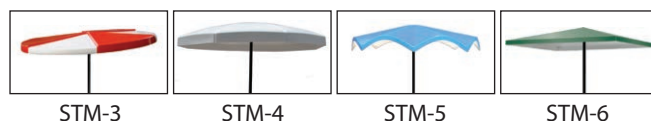

STM-10	6' Round with Black Frame	(200 lbs)	\$1,400.00
--------	---------------------------	-----------	------------

FIBERGLASS UMBRELLA

STM-2	Round Starburst Design	6' Dia.	(65 lbs)	\$800.00
STM-8	Round Starburst Design	8' Dia.	(115 lbs)	\$1,060.00
STM-3	Round Pinwheel Design	6' Dia.	(65 lbs)	\$800.00
STM-5	Round Wave Design	6' Dia.	(85 lbs)	\$940.00
STM-4	Octagon Valance Design	6' Dia.	(75 lbs)	\$940.00
STM-6	Square Bistro Design	6' Dia.	(85 lbs)	\$940.00

(Prices F.O.B. Factory)

Color Options



Fiberglass Picnic Tables and Umbrellas

Add lively color to your recreation and food service areas. The frames are made of 1-5/8" O.D. tube and powder-coated black for durability. The fiberglass tops and seats are coated with 20 mil. thick Ultragel for lasting beauty and durability. The 48" square table has optional backrests consisting of one backrest frame and one plank per seat. Four backrests would be required for all four seats. Fiberglass umbrellas are tough, weather-resistant and come with pole and swivels. They are 7-1/2' in diameter with a 1-1/2" diameter pole. Both tables and umbrella are available in the colors shown. Some assembly required.

48" ROUND FIBERGLASS TABLE

RTRCF	Black Powder-Coated Frame	(205 lbs)	\$872.00
RTRGF	Galvanized Frame	(205 lbs)	\$872.00

48" ROUND FIBERGLASS TABLE WITH UMBRELLA HOLE

RTRCF-UH	Black Powder-Coated Frame	(205 lbs)	\$872.00
RTRGF-UH	Galvanized Frame	(205 lbs)	\$872.00

48" SQUARE FIBERGLASS TABLE

4SJCF	Black Powder-Coated Frame	(274 lbs)	\$935.00
4SJGF	Galvanized Frame	(274 lbs)	\$935.00

48" SQUARE FIBERGLASS TABLE WITH UMBRELLA HOLE

4SJCF-UH	Black Powder-Coated Frame	(274 lbs)	\$935.00
4SJGF-UH	Galvanized Frame	(274 lbs)	\$935.00

BACKREST FOR 48" SQUARE TABLE

BACKRESTF	One Backrest Set per Seat	(40 lbs)	\$123.00
-----------	---------------------------	----------	----------

7-1/2' DIA. FIBERGLASS UMBRELLA

UF	Pole Diameter is 1 1/2"	(81 lbs)	\$534.00
----	-------------------------	----------	----------

(Prices F.O.B. Factory)



Color Options



Kensington Collection

Stylish and durable, the Kensington Collection features picnic tables, park benches and trash receptacles that offer a modern aesthetic and are built ready for long-lasting performance.

Kensington Park Benches

Engineered to maintain their original appeal and form with continued exposure to seasonal elements, the benches are MIG welded and finished in an ultra-resilient powder-coating. The ultra-durable 12-gauge, 2-7/8" steel tube frame is configured for either in-ground or surface mount installations.



Model 44SM-S6



Model 43SM-S6



Model 40SM-S

Kensington Square Table

This premium 4-seat picnic table features contoured soft lines and a pedestal frame. The classic yet advanced stylings of this collection are on display with rolled 1-1/2" steel vertical slat square top and seats.



Model 41-SD

Kensington Trash Receptacle

Precision crafted with 1-1/2" vertical slats, the dual 6-3/4" H x 12"W rectangular side-disposal openings provide ample access to discard litter. The flat top lid is fabricated from 18-gauge steel and spun to form fits snugly, helping to contain and conceal contents.



Model 42-RDS


Kensington Round Table

This premium 3-seat picnic table has contoured soft lines and a solid 36" round top. Featuring comfortable, rolled 1-1/2" steel vertical slat seats.

KENSINGTON COLLECTION SQUARE TABLES				
40S-S	In-ground Mount	(380 lbs)	\$2,720.00	
40SM-S	Surface Mount	(380 lbs)	\$2,720.00	
KENSINGTON COLLECTION ROUND TABLES				
42-RDS	36" Round Table	(240 lbs)	\$1,974.00	
KENSINGTON COLLECTION PARK BENCHES WITH BACKS				
43S-S6	In-ground Mount	(215 lbs)	\$1,452.00	
43SM-S6	Surface Mount	(215 lbs)	\$1,487.00	
KENSINGTON COLLECTION BACKLESS PARK BENCHES				
44S-S6	In-ground Mount	(140 lbs)	\$1,126.00	
44SM-S6	Surface Mount	(140 lbs)	\$1,160.00	
KENSINGTON COLLECTION TRASH RECEPTACLES - 36 GALLON				
41-SD	24" Diameter Trash Receptacle	(190 lbs)	\$987.00	

(Prices F.O.B. Factory)

Powder-Coated Color Options



Hartford Collection

The Hartford Collection contemporary all-steel picnic tables and park benches are an ideal solution for creating inspired seating and dining spaces. Hartford picnic tables have been expertly designed for comfort and enjoyment and feature 36" solid table tops with curved bench seats that are easily accessible and accommodate up to six adults. Hartford park benches are functional and upscale with a sleek horizontally slatted design and a contemporary round tube frame.

Hartford Collection Color Options Shown Below



Model 12SM-HS4



Model 11SM-HS4

HARTFORD COLLECTION ROUND PICNIC TABLE

10-RDHS	36" Round Picnic Table	(190 lbs)	\$1,364.00
---------	------------------------	-----------	------------


HARTFORD COLLECTION PARK BENCHES

11S-HS4	4' Bench with Back	In-ground Mount	(120 lbs)	\$1,023.00
11SM-HS4	4' Bench with Back	Surface Mount	(120 lbs)	\$876.00
11S-HS6	6' Bench with Back	In-ground Mount	(180 lbs)	\$1,136.00
11SM-HS6	6' Bench with Back	Surface Mount	(180 lbs)	\$1,022.00
12S-HS4	4' Backless Bench	In-ground Mount	(70 lbs)	\$655.00
12SM-HS4	4' Backless Bench	Surface Mount	(70 lbs)	\$541.00
12S-HS6	6' Backless Bench	In-ground Mount	(105 lbs)	\$711.00
12SM-HS6	6' Backless Bench	Surface Mount	(105 lbs)	\$598.00

(Prices F.O.B. Factory)



Model 93N-HS6



Model 94N-HS6

AUGUSTA COLLECTION PARK BENCHES

93N-HS6	6' Bench with Back	No Armrests	(305 lbs)	\$1,665.00
93-HS6	6' Bench with Back	Side Armrests	(310 lbs)	\$1,826.00
93C-HS6	6' Bench with Back	Side & Center Armrests	(315 lbs)	\$1,886.00
94N-HS6	6' Backless Bench	No Armrests	(185 lbs)	\$1,137.00
94-HS6	6' Backless Bench	Side Armrests	(195 lbs)	\$1,293.00

AUGUSTA COLLECTION TRASH RECEPTACLES - 36 GALLON

AG-36FT	36 Gallon Receptacle with Flat Top Lid	(185 lbs)	\$857.00
AG-36RB	36 Gallon Receptacle with Rain Bonnet Lid	(185 lbs)	\$916.00
AG-36AU	36 Gallon Receptacle with Ash Urn Lid	(185 lbs)	\$978.00

(Prices F.O.B. Factory)



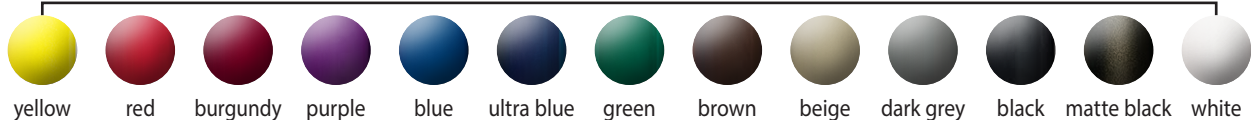
Model AG-36FT

Augusta Collection

The Augusta Collection park benches and trash receptacles liven up the landscape by combining contemporary design with modern functionality. The precision craftsmanship of the Augusta slim slat styled park bench is supported by a laser cut frame that features sweeping legs and unique seatback accents. The modern stylings of the Augusta one-piece backless bench is showcased through a laser cut frame crafted with sleek legs and a slim profile bench seat. The contemporary design of the Augusta 36 gallon capacity trash receptacle makes it a perfect fit just about anywhere.

Augusta Collection Color Options Shown Below

Powder-Coated Color Options



Oxford Collection

Create enjoyable, inviting community spaces with benches and receptacles from the Oxford Collection.



Model 86-S6

Oxford Collection Park Bench

The solid one-piece steel constructed Oxford park bench is upscale and durable. Manufactured with high quality steel materials, a fully welded design and finished in a top-of-the-line polyethylene, the Oxford park bench is ready to accent a variety of streetscapes.



Model OX-36FT

Oxford Collection Trash Receptacle

Maintain clean, debris free atmospheres with premium 36 gallon all-steel trash receptacles from the Oxford Collection.




Model 85-S6

Oxford Collection Backless Bench

Liven up building exteriors, sidewalks or town centers by creating an inviting seating area with Oxford park benches. The slat styled flat bench seats are upscale and ready for high volume use in all weather conditions.

Polyethylene Color Options



OXFORD COLLECTION PARK BENCHES

86-S4	4' Bench with Back	(135 lbs)	\$1,165.00
86-S6	6' Bench with Back	(170 lbs)	\$1,734.00
85-S4	4' Backless Bench	(100 lbs)	\$882.00
85-S6	6' Backless Bench	(130 lbs)	\$1,091.00

OXFORD COLLECTION TRASH RECEPTACLES - 36 GALLON

OX-36FT	Flat Top Lid	(72 lbs)	\$643.00
OX-36RB	Rain Bonnet Lid	(76 lbs)	\$681.00
OX-36AU	Ash Urn Lid	(78 lbs)	\$734.00

(Prices F.O.B. Factory)



Model 974-S8

WILMINGTON COLLECTION PARK BENCHES - HORIZONTAL SLATS


974-HS4	4' Bench with Back	(115 lbs)	\$1,006.00
974-HS6	6' Bench with Back	(145 lbs)	\$1,064.00
974-HS8	8' Bench with Back	(175 lbs)	\$1,122.00

WILMINGTON COLLECTION PARK BENCHES - VERTICAL SLATS

974-S4	4' Bench with Back	(110 lbs)	\$948.00
974-S6	6' Bench with Back	(135 lbs)	\$1,018.00
974-S8	8' Bench with Back	(170 lbs)	\$1,076.00

(Prices F.O.B. Factory)

Powder-Coated Color Options



Wilmington Collection

The Wilmington Collection premium park benches are available in two elegant designs with either vertical or horizontal seat and back slats. The sophisticated accents and refined detailing of the vertical and horizontal slat seat assembly is highlighted by sleek, precision line cast aluminum frames with stylish high arching armrests. The benches are a popular choice for spaces ranging from indoor lobbies and hallways to outdoor parks and plazas.



Model 974-HS8

Commercial Steel Park Bench with Curved Back

This high quality imported steel bench features a back and seat made from 1-9/16" x 3/16" welded steel bars. The arms and legs are constructed from 2" x 1/2" steel. Anchor holes are pre-drilled for optional surface mounting (expand anchor bolts included) to deter theft and prevent unwanted movement of the bench. Finished with a solid textured powder-coating finish, this fashionable bench is highly resistant to rust and corrosion. Easy four piece assembly using the included stainless steel hardware. Dimensions: 74"L x 24.25"W x 35"H



Model CBPB-6CB-BK

COMMERCIAL STEEL PARK BENCH WITH CURVED BACK

CBPB-6CB-BK	6' Park Bench	(184 lbs)	\$759.00
-------------	---------------	-----------	----------

(Prices F.O.B. Factory)



Model CBPB-6SB-BK

Commercial Steel Park Bench with Straight Back

This classic style heavy-duty steel bench is built to last. The backrest and seat are constructed from 1-9/16" x 3/16" welded steel bars while the arms and legs use 2" x 1/2" steel. This imported bench is perfect for any indoor or outdoor setting. Its solid textured powder-coated finish will provide full protection against rust and corrosion for years. Simple and easy four piece six bolt assembly. Stainless steel security hardware is included. Dimensions: 74"L x 24.25"W x 33"H

COMMERCIAL STEEL PARK BENCH WITH STRAIGHT BACK

CBPB-6SB-BK	6' Park Bench	(179 lbs)	\$759.00
-------------	---------------	-----------	----------

(Prices F.O.B. Factory)

Commercial Steel Outdoor Flat Bench

Simple slat steel flat benches featuring raised armrests—the perfect addition to any sidewalk, entryway or courtyard area. These commercial grade benches are constructed with high quality steel and welded together to withstand all the usage they will invite. Engineered to wear well with continued seasonal exposure, these imported flat steel benches are finished in a seamless UV stabilized, corrosion resistant powder-coating. These 6' commercial steel flat benches are a great low maintenance seating addition for high volume outdoor locations.

Dimensions: 74"L x 20"W x 23.5"H


 Model
CBPB-6NB-BK

COMMERCIAL STEEL OUTDOOR FLAT BENCH

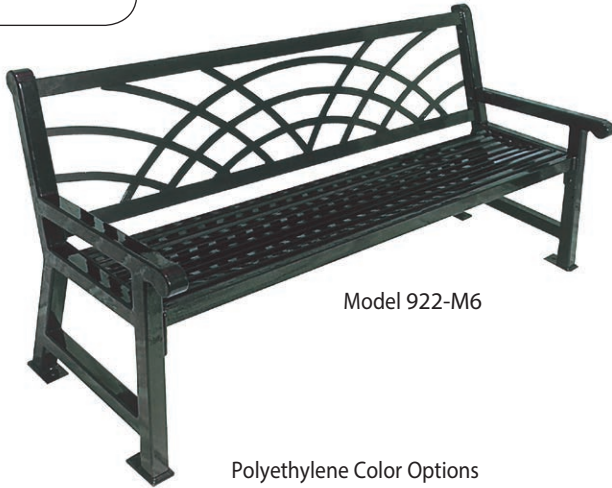
CBPB-6NB-BK	6' Park Bench	(115 lbs)	\$599.00
-------------	---------------	-----------	----------

(Prices F.O.B. Factory)

RELATED PRODUCTS

Visit www.belson.com for Matching Trash Receptacles.





Model 922-M6

Polyethylene Color Options



Savannah Bench with Morning Style Frame

The artistically designed Savannah bench adds an elegant flare with its creative backrest design. Constructed with 2" x 2" square steel tubing, the Savannah bench is engineered for durability. Finished with an impact and weather-resistant UV stabilized polyethylene or a powder-coated finish, this 4' or 6' bench will continue to look new throughout the years.

SAVANNAH BENCH WITH MORNING STYLE FRAME

922-M4	4' Bench	(260 lbs)	\$1,515.00
922-M6	6' Bench	(300 lbs)	\$1,700.00

(Prices F.O.B. Factory)

Arcadia Pattern Powder-Coated Steel Bench

This elegantly styled bench with laser cut back pattern is well suited for any setting. Hand-crafted using the finest materials to ensure many years of comfort and service. These benches are powder-coated providing full protection against corrosion and weathering. Ships fully assembled. Choose between gloss or textured in any of the color options shown below.

ARCADIA PATTERN POWDER-COATED STEEL BENCH


RSAS4	4' Straight Back Bench	(180 lbs)	\$1,279.00
RSAS6	6' Straight Back Bench	(220 lbs)	\$1,455.00
RSAA6	6' Arched Back Bench	(220 lbs)	\$1,280.00

(Prices F.O.B. Factory)

Please visit www.belson.com for matching backless benches and trash receptacles.



Color Options



Model RSAA6



Model LB-72



Model LB72WOB

Powder-Coated Steel Ribbed Bench


This classic ribbed park bench was designed for beauty and built for durability. It has solid heavy-duty 1" thick steel legs and 1-1/2" wide steel ribs. Ships fully assembled.

CLASSIC RIBBED PARK BENCH

LB-48	4' Bench	48"L x 27½"W x 31¾"H	(240 lbs)	\$1,308.00
LB-72	6' Bench	72"L x 27½"W x 31¾"H	(300 lbs)	\$1,757.00
LB48WOB	4' Backless Bench	48"L x 27.5"W x 16.8"H	(180 lbs)	\$971.00
LB72WOB	6' Backless Bench	72"L x 27.5"W x 16.8"H	(240 lbs)	\$1,670.00

(Prices F.O.B. Factory)

Color Options



Steel Park Bench

The arched back and straight back steel park benches are elegantly designed for use indoors or out. These park benches will easily withstand harsh elements such as excessive sunshine and extreme weather conditions. The seats are 1/4" x 1-1/2" rolled steel. The arms and legs are made of 5/8" x 2" rolled steel.

ARCHED BACK STEEL PARK BENCH			
MF2201	6' Bench	(275 lbs)	\$1,024.00
MF2204	6' Bench with Center Arm	(255 lbs)	\$1,135.00
STRAIGHT BACK STEEL PARK BENCH			
MF2200	6' Bench	(275 lbs)	\$946.00

(Prices F.O.B. Factory)



Model MF2200

Color Options



Model CB6WBE-S



Model CB6NBE-S

Courtyard Park Bench

These courtyard park benches are made from the finest materials with a premiere finish that will perform year after year. Offering gleaming good looks and a rugged durability that stands up against pitting, staining and rusting.

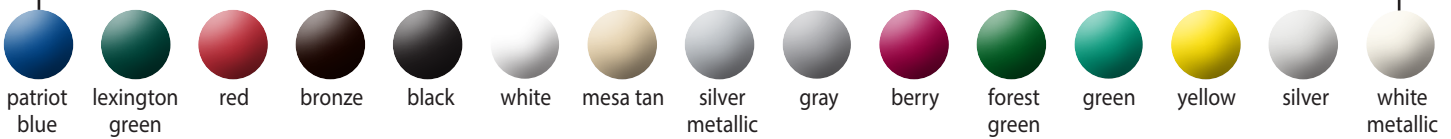
BENCH WITH BACK & END ARMS			
CB6WBE-S	6' Length	(176 lbs)	\$1,269.00
CB8WBE-S	8' Length	(216 lbs)	\$1,429.00
BENCH WITH BACK, CENTER & END ARMS			
CB6WBA-S	6' Length	(184 lbs)	\$1,269.00
CB8WBA-S	8' Length	(224 lbs)	\$1,429.00

(Prices F.O.B. Factory)

BENCH WITH BACK, END & TWO CENTER ARMS			
CB6WB2-S	6' Length	(192 lbs)	\$1,269.00
CB8WB2-S	8' Length	(232 lbs)	\$1,429.00
BACKLESS BENCH WITH END ARMS			
CB6NBE-S	6' Length	(120 lbs)	\$1,039.00
CB8NBE-S	8' Length	(138 lbs)	\$1,179.00

(Prices F.O.B. Factory)

Color Options



Parkview Style Horizontal Steel Slat Bench

Parkview benches feature horizontal steel slats and a fully welded all-steel frame that ships completely assembled. 6' and 8' benches are available with or without a center leg support. The benches can be surface mounted or kept portable.




Model PVS6

Visit www.belson.com for matching backless benches.




Model PVS6

Color Options



VINTAGE PARKVIEW STYLE BENCH			
PVS4	4' Bench	(180 lbs)	\$1,170.00
PVS6	6' Bench	(200 lbs)	\$1,170.00

(Prices F.O.B. Factory)



Model RSPSB6
Pau Lopé



Model RSPS6
Pau Lopé
Straight Back

Color Options



Regency Style Wood Park Benches

These vintage style wood park benches are available with Pau Lopé wood slats supported by durable steel frames. The all-steel, fully welded powder-coated frames are also available in elegantly straight or stylishly arched backs.

REGENCY STYLE WOOD PARK BENCH – ARCHED BACK

RSPA6 6' Length Pau Lopé Slats (220 lbs) \$1,515.00

REGENCY STYLE WOOD PARK BENCH – STRAIGHT BACK

RSPS6 6' Length Pau Lopé Slats (220 lbs) \$1,411.00

REGENCY STYLE WOOD BACKLESS PARK BENCH

RSPSB6 6' Length Pau Lopé Slats (180 lbs) \$1,081.00

(Prices F.O.B. Factory)


Palisade Wood Benches

The Palisade Wood bench has a contoured seat and back available in white oak or redwood. Featuring evenly positioned wood rails double bolted with decorative flat head rivets. The frame is available in popular powder-coated color options. Choose portable, in-ground mount, or surface mount base.

PALISADE WOOD BENCH			WHITE OAK (W)	REDWOOD (R)
PBSC-4	48"L	(118 lbs)	\$624.00	\$584.00
PBSC-5	60"L	(128 lbs)	\$674.00	\$628.00
PBSC-6	72"L	(138 lbs)	\$767.00	\$719.00
PBSC-8	96"L	(186 lbs)	\$1,043.00	\$957.00



white oak



redwood



Model PBSC-5-RD

OPTIONAL ARM REST FOR PALISADE WOOD BENCHES

PBSC-ARM Palisade Bench Armrest (5 lbs) \$59.00

(Prices F.O.B. Factory)

Recycled Plastic Courtyard Bench

Featuring a powder-coated cast aluminum frame, the Courtyard Bench can be matched to other outdoor products to create an entirely coordinated area. The back/seat planks are constructed of high density polyethylene recycled plastic made from post-consumer recycled plastic containers and are graffiti, UV, crack and rust-resistant.



Model CB5WBE-W



Model CB5NBE-W

BENCH WITH BACK & END ARMS

CB6WBE-R 6' Length (161 lbs) \$1,109.00

CB8WBE-R 8' Length (190 lbs) \$1,259.00


BACKLESS BENCH WITH END ARMS

CB6NBE-R 6' Length (120 lbs) \$969.00

CB8NBE-R 8' Length (138 lbs) \$1,099.00

(Prices F.O.B. Factory)

Frame Color Options



Please visit
www.belson.com
for additional
colors & sizes.



Recycled Plastic Heritage Bench

Beauty, durability and economy define this outstanding recycled plastic bench. Made of nine 2" x 4" recycled plastic slats and a heavy-duty cast aluminum frame, this rugged beauty will provide many years of service. Legs are drilled for optional anchoring. Seat, back and frame colors shown below. Some assembly required.



Model PB6-HER

RECYCLED PLASTIC HERITAGE BENCH

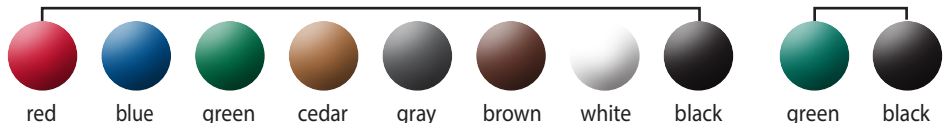
PB4-HER	4' Portable Heritage Bench	(100 lbs)	\$620.00
PB5-HER	5' Portable Heritage Bench	(120 lbs)	\$705.00
PB6-HER	6' Portable Heritage Bench	(140 lbs)	\$735.00
PB8-HER	8' Portable Heritage Bench	(190 lbs)	\$895.00

(Prices F.O.B. Factory)



Model VBS-48-R

Resinwood Color Options



Recycled Plastic Victorian Bench

The cast aluminum frames with intricate details provide the Victorian look to this bench. The novel concept of this bench is the redwood colored recycled plastic seat and seat-back planks. The recycled plastic planks are virtually maintenance-free – they do not need to be sealed, painted or stained. UV protection ensures they will stay beautiful, much longer than wood.

RECYCLED PLASTIC VICTORIAN BENCH

VGC-23-R	23" Chair	(45 lbs)	\$429.00
VBS-48-R	48" Bench	(55 lbs)	\$618.00
VBP-60-R	60" Bench	(70 lbs)	\$672.00
VBLF-80-R	80" Bench	(80 lbs)	\$875.00

(Prices F.O.B. Factory)

Recycled Plastic Renaissance Bench

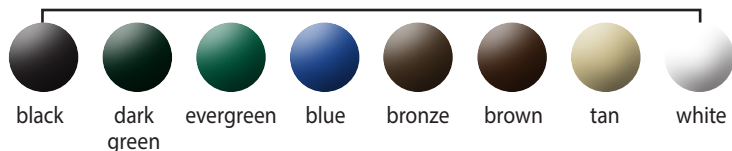
The decorative details give this bench the look out of a historic era. The modern materials used to construct this bench ensure it will fit the needs of contemporary use. Powder-Coated cast aluminum frames with recycled plastic seat and seat-back planks are effectually maintenance-free.

RECYCLED PLASTIC RENAISSANCE BENCH

RGC-23-R	23" Chair	(50 lbs)	\$476.00
RBS-48-R	48" Bench	(60 lbs)	\$691.00
RBP-60-R	60" Bench	(80 lbs)	\$752.00
RBLF-80-R	80" Bench	(90 lbs)	\$997.00

(Prices F.O.B. Factory)

Frame Color Options



Model RBP-60-R

Cambridge Recycled Plastic Memorial Park Bench

Cambridge recycled plastic memorial park benches are constructed of maintenance-free 100% recycled plastic with an elegant classic form. Details incorporated in the appearance of this bench have characteristics usually found in benches costing a great deal more. Providing the look of cast iron the designer frame bases are eco-friendly, splinter free, and will not corrode or rot. Maintenance-free so no painting or sealing necessary. All stainless steel fasteners.



Model CA6WB-P

CAMBRIDGE RECYCLED PLASTIC MEMORIAL PARK BENCH

CA6WB-P	6' Bench	(109 lbs)	\$554.00
CA8WB-P	8' Bench	(146 lbs)	\$672.00

(Prices F.O.B. Factory)



Model HB72

Recycled Monarque Bench

The unique design of this 100% recycled plastic bench with its sculptured contoured back and oval shaped legs will add style and grace to any setting. Ideal for walkways, malls, entrance ways and any other location where appearance is important. Some assembly required.



Model HB96A

100% RECYCLED MONARQUE BENCH

HB72	6' Bench	(129 lbs)	\$457.00
HB96	8' Bench	(172 lbs)	\$549.00
HB72A	6' Bench with Arms	(135 lbs)	\$566.00
HB96A	8' Bench with Arms	(178 lbs)	\$670.00

(Prices F.O.B. Factory)

Please visit www.belson.com for additional colors & sizes.

Elite Recycled Plastic Park Bench

Maintenance-free, 100% recycled plastic and constructed of 1-1/4" x 3" sandwiched boards with a cultivated architectural form. These benches will add lasting class and beauty to any area. No painting or sealing is necessary. Bench can be left freestanding or mounted to a flat surface with the optional mounting kit. All stainless steel fasteners are included.

ELITE RECYCLED PLASTIC SLATTED PARK BENCH

RS8WB-P	8' Bench	(226 lbs)	\$716.00
RS8NB-P	8' Backless Bench with 4 Frames	(120 lbs)	\$457.00
AK-PP1	Optional Surface Mount Anchor Kit	(1 lb)	\$38.00

(Prices F.O.B. Factory)



Model RS8NB-P



Model RS8WB-P

Personal Customization Option

Personalize any of these benches with an engraved message or custom inlaid plaque. Square, rectangle, circle or oval shaped; plaque is supplied by customer and exact dimensions must be provided. Engraved lettering can be filled with a glossy resin inlay.

Color Options




Recycled Malibu Bench


This bench is ideal for any high traffic indoor or outdoor setting. Available in a portable design or with an optional security mounting bracket. Please see our website for additional sizes and leg color combinations. Available in the colors shown. Some assembly required.

RECYCLED PLASTIC PORTABLE BENCH				
P-660	6' Bench	Black Frame	(178 lbs)	\$412.00
P-660X	6' Bench	Colored Frame	(178 lbs)	\$451.00
P-BMK	Mounting Bracket		(2 lbs)	\$45.00

(Prices F.O.B. Factory)




Model
PB6-CON




In-ground
Mount

Surface
Mount

Color Options



Color Options



Model P-660

Recycled Plastic Contoured Bench

This contoured beauty is the bench of choice for high traffic areas. The frame is black powder-coated steel. Seat and back colors shown below. Some assembly required.

RECYCLED PLASTIC CONTOURED BENCH SURFACE MOUNT

PB4-CON	4' Bench	Black Steel Frame	(110 lbs)	\$530.00
PB6-CON	6' Bench	Black Steel Frame	(160 lbs)	\$655.00
PB8-CON	8' Bench	Black Steel Frame	(210 lbs)	\$790.00

RECYCLED PLASTIC CONTOURED BENCH IN-GROUND MOUNT

PB4-CONING	4' Bench	Black Steel Frame	(110 lbs)	\$530.00
PB6-CONING	6' Bench	Black Steel Frame	(160 lbs)	\$655.00
PB8-CONING	8' Bench	Black Steel Frame	(210 lbs)	\$790.00

(Prices F.O.B. Factory)

Brooklyn Recycled Plastic Bench

The Brooklyn recycled plastic outdoor bench features arched style frames that form a peaceful and inviting impression. The recycled plastic planks are virtually maintenance-free. They do not need to be sealed, painted, or stained. UV protection ensures they will stay beautiful, much longer than wood. Any marks from pens and markers can be easily washed off. Paint will not bond to the surface and can be removed with sandpaper. Surface cuts or scratches can be simply ironed away.

BROOKLYN RECYCLED PLASTIC BENCH


PB4-BROOK	4' Bench	Black Frame	(110 lbs)	\$385.00
PB6-BROOK	6' Bench	Black Frame	(160 lbs)	\$475.00


(Prices F.O.B. Factory)



Model
PB6-BROOK

Color Options



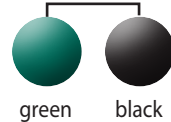


Model PB4-HERBACK

Color Options



Frame Color Options



Please visit www.belson.com for coordinating park benches and trash receptacles.

Recycled Plastic Backless Bench

Versatile and attractive, this recycled plastic bench may be mounted to a surface such as concrete with pre-drilled holes or left freestanding. Constructed of five 2" x 4" recycled plastic resinwood slats and two powder-coated heavy-duty cast aluminum frames. The under structure is heavily braced with length and width supports.

RECYCLED PLASTIC BACKLESS HERITAGE BENCH

PB4-HERBACK	4' Bench	(70 lbs)	\$430.00
PB5-HERBACK	5' Bench	(80 lbs)	\$480.00
PB6-HERBACK	6' Bench	(90 lbs)	\$490.00
PB8-HERBACK	8' Bench	(120 lbs)	\$660.00

(Prices F.O.B. Factory)

Recycled Dura Bench

The flat Dura Bench is available in a portable design or an optional T-stake mounting that can be permanently installed to help deter theft and keep the bench firmly in place. Available in 4' and 6' lengths. Some assembly required.

100% RECYCLED PLASTIC DURA BENCH – 4' LENGTH

P-140	Portable	Black Frame	(110 lbs)	\$268.00
P-140X	Portable	Colored Frame	(110 lbs)	\$297.00
P-141	In-ground	Black Frame	(125 lbs)	\$268.00
P-141X	In-ground	Colored Frame	(125 lbs)	\$297.00

100% RECYCLED PLASTIC DURA BENCH – 6' LENGTH


P-160	Portable	Black Frame	(160 lbs)	\$373.00
P-160X	Portable	Colored Frame	(160 lbs)	\$417.00
P-161	In-ground	Black Frame	(190 lbs)	\$373.00
P-161X	In-ground	Colored Frame	(190 lbs)	\$417.00

(Prices F.O.B. Factory)



Model P-161X

Color Options



Model PB6-SPOE

Color Options



Recycled Plastic Sport Bench

The rigorous demands of the field, gym and/or locker room require benches ready for the challenge such as these Recycled Plastic Sport Benches. Sturdy black recycled plastic bases supporting three brawny 2" x 4" resinwood slats ensure these sport benches will be ready season after season. Available in the resinwood colors as shown.

RECYCLED PLASTIC SPORT BENCH

PB4-SPOE	4' Sport Bench	2 Black Bases	(75 lbs)	\$200.00
PB6-SPOE	6' Sport Bench	3 Black Bases	(115 lbs)	\$260.00
PB8-SPOE	8' Sport Bench	4 Black Bases	(140 lbs)	\$330.00

ACCESSORIES

PB1999	In-ground Mount Kit	4 "J" Bolts	(1 lb)	\$20.00
--------	---------------------	-------------	--------	---------

(Prices F.O.B. Factory)

Recycled Plank Bench

Combine the strength of 2" x 6" back and seat planks with a 2 $\frac{3}{4}$ " thick molded frame and you have the rugged durability that many outdoor scenarios demand. The 6' model has three legs, the 8' model has four. All stainless steel fasteners. Available in the colors shown. Some assembly required.

100% RECYCLED PLASTIC PLANK BENCH

PL6-P	6' Bench with 3 Frames	(145 lbs)	\$416.00
PL8-P	8' Bench with 4 Frames	(195 lbs)	\$516.00

(Prices F.O.B. Factory)

Color Options



Model PL8-P



Model PLS6WB-P

E-Series Recycled Plastic Park Bench

These cost saving, E-Series park benches are constructed of maintenance-free 100% recycled plastic 1-1/4" x 3" planks with a classic architectural form. They will not rot or cause splinters as found with wooden products. All stainless steel fasteners included. Optional anchor kit provides added security to bolt the product to surfaces as a theft deterrent. Available in the colors shown.

6' RECYCLED PLASTIC E-SERIES PARK BENCH

PLS6WB-P	6' Bench	(114 lbs)	\$310.00
AK-PP1	Optional Surface Mt. Anchor Kit	(1 lb)	\$38.00

(Prices F.O.B. Factory)

Color Options



Recycled Plastic Bench

From the splendor of a mall complex to the serenity of a quiet forest, this uniquely designed bench with its fashionably cast powder-coated frame will grace any setting. A specially designed truss system for added strength and stability plus an optional center arm complete this exceptional new offering. Available in the colors shown. Some assembly required.

RECYCLED PLASTIC BENCH

RB5WB-P	5' Bench	(124 lbs)	\$769.00
RB6WB-P	6' Bench	(140 lbs)	\$823.00
RB8WB-P	8' Bench	(188 lbs)	\$1,124.00
RB-CA	Optional Center Arm	(4 lbs)	\$67.00

(Prices F.O.B. Factory)

Frame Color Options



Model RB6WB-P


Color Options





Model TF5030

Acid Wash Color Options



Classic Concrete Park Bench

This classic precast concrete park bench is made from Portland cement (ASTM C150, all aggregates meet ASTM C33) reinforced with 3/8" diameter steel rebar. Available in the acid wash color options shown below and additional color options online.

Optional stainless steel skate edging also available.

CLASSIC CONCRETE BENCH

TF5029	72"L x 20"W x 18"H	(940 lbs)	\$441.00
TF5030	96"L x 20"W x 18"H	(1,000 lbs)	\$465.00

(Prices F.O.B. Factory)

Classic Concrete Garden Bench

These concrete garden benches make a bold statement with their simple lines and robust appearance. Steel-reinforced concrete construction provides the strength and durability to last for years in heavy traffic areas. Sealed with water repellent sealer for protection and durability. Bench seats are available in the Smooth finish color options while the bench base or legs are available in the Light Sand Blasted (LSB), Exposed Aggregate (Etch), Perma Stone, and Dura Brite finish options as shown below. Bench models with an "L" in the model number feature two durable concrete legs.



Model SBL72

Model SB96

CONCRETE GARDEN BENCH

SB60	60"L x 24"W x 17"H	(1,100 lbs)	\$734.00
SB72	72"L x 24"W x 17"H	(1,332 lbs)	\$970.00
SB96	96"L x 24"W x 17"H	(1,728 lbs)	\$1,090.00
SBL72	72"L x 18-1/2"W x 16-1/2"H	(840 lbs)	\$684.00
SBL96	96"L x 18-1/2"W x 16-1/2"H	(1,120 lbs)	\$945.00

(Prices F.O.B. Factory)

Contemporary Classic Concrete Park Bench

Durable aggregate frame with smooth finish concrete seats and back are the defining features of this contemporary style park bench.

Suited for every environment this bench integrates within any park setting just as well as a 'Park Avenue' motif. Several color and finish options are available as shown to fit almost any setting. Some assembly is required.



Model PB-58

CONTEMPORARY CLASSIC CONCRETE PARK BENCH

PB-44	44"L x 23"W x 33"H	(400 lbs)	\$488.00
PB-58	58"L x 23"W x 33"H	(420 lbs)	\$579.00
PB-72	72"L x 23"W x 33"H	(465 lbs)	\$614.00
PB-84	84"L x 23"W x 33"H	(485 lbs)	\$649.00
PB-GB	Galvanized Steel Security Bracket	(1 lb)	\$34.00

(Prices F.O.B. Factory)


Smooth Finish Options



LSB Finish Options



Etch Finish Options



Perma Stone Finish Options



Dura Brite Finish Options



Steel Contour Wave Pattern Bench

These modern engineered benches have a 2-3/8" O.D. steel tube frame and one piece contoured seat and back constructed with 12-gauge sheet steel. The benches feature smooth rounded edges. Sealed in impact resistant, UV stabilized ultra-modern finish coatings, the frame has a resilient powder-coating and seat assembly is finished with durable polyethylene. Colors shown below. Some assembly required.



Add-On Benches are available. Please visit www.belson.com



Model 965SM-W6

4' STEEL CONTOUR BENCH WITH WAVE PATTERN

966P-W4	Backless	Portable	(140 lbs)	\$789.00
966S-W4	Backless	In-ground Mount	(140 lbs)	\$789.00
966SM-W4	Backless	Surface Mount	(140 lbs)	\$789.00
965P-W4	with Back	Portable	(140 lbs)	\$867.00
965S-W4	with Back	In-ground Mount	(140 lbs)	\$867.00
965SM-W4	with Back	Surface Mount	(140 lbs)	\$867.00

(Prices F.O.B. Factory)

6' STEEL CONTOUR BENCH WITH WAVE PATTERN

966P-W6	Backless	Portable	(168 lbs)	\$896.00
966S-W6	Backless	In-ground Mount	(168 lbs)	\$896.00
966SM-W6	Backless	Surface Mount	(168 lbs)	\$896.00
965P-W6	with Back	Portable	(168 lbs)	\$1,001.00
965S-W6	with Back	In-ground Mount	(168 lbs)	\$1,001.00
965SM-W6	with Back	Surface Mount	(168 lbs)	\$1,001.00


(Prices F.O.B. Factory)

Steel Contour Diamond Pattern Bench

These steel contour benches have a modular design with bold, large diameter steel tube frames and expanded steel seating surfaces. Manufactured using the latest in finish coating technologies, these corrosive-free steel benches are ready for oodles of community enjoyment. Colors shown below. Some assembly required.



Model 965SM-V6



Model 966SM-V6

4' STEEL CONTOUR BENCH WITH DIAMOND PATTERN

966P-V4	Backless	Portable	(127 lbs)	\$664.00
966S-V4	Backless	In-ground Mount	(127 lbs)	\$664.00
966SM-V4	Backless	Surface Mount	(127 lbs)	\$664.00
965P-V4	with Back	Portable	(127 lbs)	\$706.00
965S-V4	with Back	In-ground Mount	(127 lbs)	\$706.00
965SM-V4	with Back	Surface Mount	(127 lbs)	\$706.00

(Prices F.O.B. Factory)

6' STEEL CONTOUR BENCH WITH DIAMOND PATTERN

966P-V6	Backless	Portable	(149 lbs)	\$750.00
966S-V6	Backless	In-ground Mount	(149 lbs)	\$750.00
966SM-V6	Backless	Surface Mount	(149 lbs)	\$750.00
965P-V6	with Back	Portable	(149 lbs)	\$872.00
965S-V6	with Back	In-ground Mount	(149 lbs)	\$872.00
965SM-V6	with Back	Surface Mount	(149 lbs)	\$872.00

(Prices F.O.B. Factory)

Steel Cantilevered Wave Pattern Bench



Model 975SM-W6

4' STEEL CANTILEVERED BENCH WITH WAVE PATTERN

975S-W4	with Back	In-ground Mount	(140 lbs)	\$875.00
975SM-W4	with Back	Surface Mount	(140 lbs)	\$875.00

6' STEEL CANTILEVERED BENCH WITH WAVE PATTERN

975S-W6	with Back	In-ground Mount	(168 lbs)	\$1,116.00
975SM-W6	with Back	Surface Mount	(168 lbs)	\$1,116.00

(Prices F.O.B. Factory)

Steel Cantilevered Diamond Pattern Bench



Model 976SM-V4

4' STEEL CANTILEVERED BENCH WITH DIAMOND PATTERN


976S-V4	Backless	In-ground Mount	(121 lbs)	\$664.00
976SM-V4	Backless	Surface Mount	(121 lbs)	\$664.00

6' STEEL CANTILEVERED BENCH WITH DIAMOND PATTERN

976S-V6	Backless	In-ground Mount	(143 lbs)	\$802.00
976SM-V6	Backless	Surface Mount	(143 lbs)	\$802.00

(Prices F.O.B. Factory)

Color Options (*frame only)



Park Bench with Perforated Rolled Edge Steel

Welded and crafted to precision, these perforated steel park benches have a classic design with bold, 2-3/8" O.D. steel tube frames and perforated steel seating surfaces. The smooth rolled edge design provides comfort, safety and modern appeal. The bench seat and back are seal coated in an impact and UV stabilized polyethylene and the frame is finished in a durable powder-coating. Some assembly required.

PARK BENCH WITH PERFORATED ROLLED EDGE STEEL

940S-PR6	6' Bench	In-ground Mount	(132 lbs)	\$555.00
940P-PR6	6' Bench	Portable	(132 lbs)	\$555.00
940SM-PR6	6' Bench	Surface Mount	(132 lbs)	\$555.00
940S-PR8	8' Bench	In-ground Mount	(156 lbs)	\$635.00
940P-PR8	8' Bench	Portable	(156 lbs)	\$635.00
940SM-PR8	8' Bench	Surface Mount	(156 lbs)	\$635.00

(Prices F.O.B. Factory)



Model 940S-PR6

Park Bench with Diamond Pattern Steel

These diamond pattern steel park benches feature smooth rounded edges for increased safety and comfort. The 12" wide diamond pattern seat and back, available in 6', 8', 10' or 15', are sealed in an impact and UV stabilized copolymer-based thermoplastic coating that requires no major maintenance. The structurally sound steel bench frames are powder-coated and available in portable, in-ground, surface and wall mount options.

PARK BENCH WITH DIAMOND PATTERN STEEL

940S-V6	6' Bench	In-ground Mount	(94 lbs)	\$452.00
940P-V6	6' Bench	Portable	(94 lbs)	\$452.00
940SM-V6	6' Bench	Surface Mount	(94 lbs)	\$452.00
940S-V8	8' Bench	In-ground Mount	(115 lbs)	\$505.00
940P-V8	8' Bench	Portable	(115 lbs)	\$505.00
940SM-V8	8' Bench	Surface Mount	(115 lbs)	\$505.00

(Prices F.O.B. Factory)



Model 940SM-V6

Mounting Options



In-ground

Portable

Surface

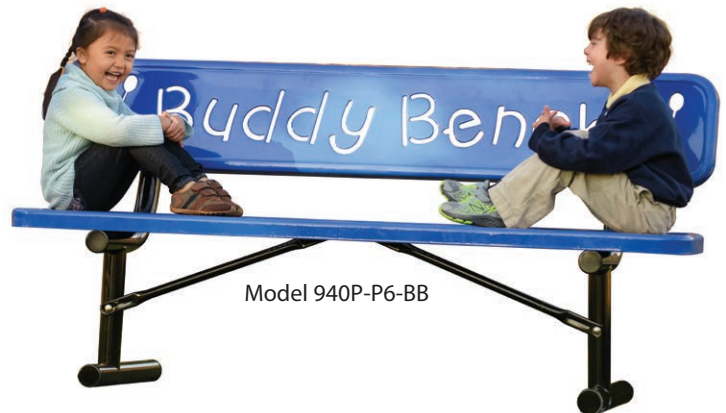
Buddy Bench

Provide a constant friendly face on the playground with a recognizable Buddy Bench. Featuring kid-friendly detailing on the 6' and 8' all-steel bench seat back generates an inviting inspiration to make new friends that fosters inclusion.

CLASSIC STYLE BUDDY BENCH WITH PERFORATED PATTERN


940S-P6-BB	6' Bench	In-ground Mount	(115 lbs)	\$520.00
940P-P6-BB	6' Bench	Portable	(115 lbs)	\$520.00
940SM-P6-BB	6' Bench	Surface Mount	(115 lbs)	\$520.00
940S-P8-BB	8' Bench	In-ground Mount	(158 lbs)	\$580.00
940P-P8-BB	8' Bench	Portable	(158 lbs)	\$580.00
940SM-P8-BB	8' Bench	Surface Mount	(158 lbs)	\$580.00

(Prices F.O.B. Factory)



Model 940P-P6-BB

Color Options (*frame only)



*yellow

red

burgundy

*purple

blue

ultra blue

green

brown

*beige

*dark grey

black

*matte black

*white

Mesh Steel Backless Bench

These steel mesh benches are very durable and versatile. Available in surface mount, portable, and wall mount, it's easy to find one to fit your facility. Surface mount and portable benches are 6' in length, while the wall mount bench is 48". All benches feature an expanded steel seat that is powder-coated for protection. The bench seat and frame are available in any of the colors options shown below. Bench seats are 15.25"W.

MESH STEEL BACKLESS BENCH

MB1	72"L	Surface Mount	(65 lbs)	\$422.00
MB2	72"L	Portable	(70 lbs)	\$453.00
MB3	48"L	Wall Mount	(30 lbs)	\$422.00

(Prices F.O.B. Factory)



Color Options



Please visit www.belson.com for additional colors, patterns and metal options.



Portable/Surface Mount Style
Model ABS15WB-S

Team Series Aluminum Benches

These multipurpose team benches with available seat backs are comprised of quality extruded aluminum. Frames are either galvanized steel or aluminum, available in surface/portable or in-ground mounting styles.



Model AB75NB-S

TEAM SERIES BENCH WITH BACK - IN-GROUND MOUNT

ABS75WB-I	7.5' Bench	Galvanized Frame	(46 lbs)	\$337.00
ABS8WB-I	8' Bench	Galvanized Frame	(47 lbs)	\$350.00
ABS15WB-I	15' Bench	Galvanized Frame	(79 lbs)	\$551.00
ABS21WB-I	21' Bench	Galvanized Frame	(107 lbs)	\$771.00

TEAM SERIES BENCH WITH BACK - SURFACE MOUNT

ABS8WB-S	8' Bench	Galvanized Frame	(65 lbs)	\$410.00
ABS15WB-S	15' Bench	Galvanized Frame	(112 lbs)	\$686.00
ABS21WB-S	21' Bench	Galvanized Frame	(156 lbs)	\$970.00

TEAM SERIES BENCH WITH BACK - SURFACE MOUNT

AB6WB-S	6' Bench	Aluminum Frame	(36 lbs)	\$349.00
AB75WB-S	7.5' Bench	Aluminum Frame	(41 lbs)	\$401.00
AB15WB-S	15' Bench	Aluminum Frame	(74 lbs)	\$671.00
AB21WB-S	21' Bench	Aluminum Frame	(102 lbs)	\$947.00

(Prices F.O.B. Factory)

TEAM SERIES BACKLESS BENCH - IN-GROUND MOUNT

ABS75NB-I	7.5' Bench	Galvanized Frame	(33 lbs)	\$178.00
ABS8NB-I	8' Bench	Galvanized Frame	(34 lbs)	\$189.00
ABS15NB-I	15' Bench	Galvanized Frame	(56 lbs)	\$307.00
ABS21NB-I	21' Bench	Galvanized Frame	(76 lbs)	\$427.00

TEAM SERIES BACKLESS BENCH - SURFACE MOUNT

ABS8NB-S	8' Bench	Galvanized Frame	(48 lbs)	\$250.00
ABS15NB-S	15' Bench	Galvanized Frame	(84 lbs)	\$423.00
ABS21NB-S	21' Bench	Galvanized Frame	(119 lbs)	\$599.00

TEAM SERIES BACKLESS BENCH - SURFACE MOUNT

AB6NB-S	6' Bench	Aluminum Frame	(23 lbs)	\$191.00
AB75NB-S	7.5' Bench	Aluminum Frame	(26 lbs)	\$233.00
AB15NB-S	15' Bench	Aluminum Frame	(49 lbs)	\$411.00
AB21NB-S	21' Bench	Aluminum Frame	(69 lbs)	\$582.00

(Prices F.O.B. Factory)



Basic Bleachers

- 3 & 4 Row Units
- 15', 21' & 27' Lengths
- 6" Rise / 24" Tread
- 10" Seat Planks
- 12" Front Row Seat Height
- Single Footboards
- Aluminum Frame

Model BLR-001

Standard Bleachers

- 3, 4 & 5 Row Units
- 10-1/4" Front Row Seat Height
- 15', 21' & 27' Lengths
- 6" Rise / 24" Tread
- 12" Seat Planks
- Single Footboards
- Aluminum Frame




Model BLU-008

Please check your local building and fire codes to determine if guardrail assemblies are required in your community.

Optional Tip 'N Roll

The perfect answer for almost all auxiliary seating needs, Tip 'N Roll bleachers function the same as any regular bleachers—but where they really perform is when it's time to store them away. Easily tip the bleachers into the upright position and then using the 5" non-marring swivel casters, simply roll the unit to its preferred storage spot.



Please visit www.belson.com for pricing, dimensions & more on our entire selection of bleachers!

Advantage Bleachers



- 3 & 5 Row Units
- 21', 27' & 33' Lengths
- 8" Rise / 30" Tread
- 12" Seat Plank
- 17" Front Row Seat Height



Bleachers

Please visit www.belson.com
for pricing, dimensions & more on our entire selection of bleachers!



Quality Bleachers



- 2, 3, 4, 5, 8, 10 & 15 Row Units
- 15', 21' & 27' Lengths
- Single Footboards on Rows 2 & 3
- Double Footboards with Riser on Rows 4 & Up
- Chain-Link Guardrail on 4 Row Units & Up



Additional Options

- Transport Kit
- Double Footboards
- Vertical Picket Guardrail
- Rubber Bumpers

Local codes and specifications will vary from region to region and will also change over time. It is the Buyer's Responsibility to check local codes for compliance.

Compliant Bleachers



Model BGS-022



8" Rise / 24" Tread



Semi-Closed Decking



Mid-Aisle Grab Rail

- 4, 5, 8, 10 & 15 Row Units
- 21', 27' & 33' Lengths
- 10" Seat Planks
- 17" Front Row Height
- Double Footboards & Risers
- Chain-Link Guardrail
- Aisle with Handrails

Additional Options

- Aluminum or Galvanized
- Vertical Picket Guardrail
- ADA - Universal Access
- Towable (21' & 27' Only)

These bleachers are fully compliant with BOCA, IBC and ICC codes as of 1/1/2017. We recommend you anchor these units to a concrete pad, piers, etc.



Model BGS-018




Model BGS-007



Model BGS-008

Please visit www.belson.com
for pricing, dimensions & more on our entire selection of bleachers!

Ultra Bleachers



- 17" Front Row Seat Height
- Closed Deck with Sub Steps
- Vertical Picket Guardrail
- Center Aisle with Handrail
- Aluminum Frame
- 4 & 8 Row Units
- 19', 25' & 31' Lengths
- 14" Rise
- 36" Tread
- 12" Seat Plank
- 7" Backrest

Please visit www.belson.com
for pricing, dimensions & more on our entire selection of bleachers!



Elevated Bleachers

- 5, 8, 10 & 15 Row Units
- 21', 27' & 33' Lengths
- 8" Rise / 24" Tread
- Double Footboards & Risers
- 30" Elevation (Above Finished Grade)
- Aisles with Handrails



ADA Options

- Ramp Access
- Wheelchair Seating

These bleachers are fully compliant with BOCA, IBC and ICC codes as of 1/1/2017. We recommend you anchor these units to a concrete pad, piers, etc.



D



A



B



C

SHADE STRUCTURES

- | | | |
|----|-----------------|-------------------------|
| A. | T- Cantilever | 12' x 22' with 10' Eave |
| B. | Cantilever | 14' x 28' with 11' Eave |
| C. | Hip Rectangular | 21' x 24' with 12' Eave |
| D. | Hip Rectangular | 21' x 35' with 14' Eave |

For more information on
our entire line of
Shade Structures
please visit www.belson.com





D



A



B



C

SHADE STRUCTURES

- A. Hip Rectangular 10' x 20' with 8' Eave
- B. Hip Rectangular 13' x 40' with 8' Eave
- C. Hip Rectangular 14' x 38' with 8' Eave
- D. Hip Rectangular 20' x 33' with 12' Eave

For more information on our entire line of **Shade Structures** please visit www.belson.com



Cycle Dock™

The Cycle Dock™ bike rack is designed with both form and function in mind. The dual U-Lock arms along with the laser cut wheel stops provide three points of contact for a stable and secure connection to the rack.

The extra wide spacing of the arms also decreases handlebar conflicts when two bikes are parked. The Cycle Dock™ can be installed singly or in groups to suit your bike parking needs.

CYCLE DOCK™			
CD-FT-EPX	Two Bike Cycle Dock™	(50 lbs)	\$375.00
(Prices F.O.B. Factory)			

Switchback™

Designed with a minimalistic S-shape, the wall-mounted Switchback™ allows convenient pull-up, horizontal parking, a two point U-Locking area and an optional cable to secure the wheels. The Switchback™ can be mounted to almost any concrete wall and allows a bike to be securely parked parallel to the wall. This compact design makes the Switchback™ perfect for urban areas and individual use where space is at a premium.



SWITCHBACK™ BIKE RACK

SWITCHBACK-EPX	Wall Mount	Powder-Coated Steel	(16 lbs)	\$209.00
SWITCHBACK-LC	Locking Cable		(3 lbs)	\$43.00

(Prices F.O.B. Factory)

Contemporary Loop Bike Rack

This bike rack provides economical, convenient and safe bicycle parking. This bike rack supports each bicycle in a stable upright position. Constructed with 2-3/8" O.D. steel tubing that is finished with an ultra-durable powder-coated finish. See color options at www.belson.com.



1 LOOP BIKE RACK			HOLDS 2 BIKES	
5801S	In-ground Mount	1' 3" L	(24 lbs)	\$190.00
5801SM	Surface Mount	1' 3" L	(29 lbs)	\$208.00
3 LOOP BIKE RACK			HOLDS 5 BIKES	
5803S	In-ground Mount	3' 3" L	(42 lbs)	\$405.00
5803SM	Surface Mount	3' 3" L	(47 lbs)	\$450.00
5 LOOP BIKE RACK			HOLDS 7 BIKES	
5805S	In-ground Mount	5' 3" L	(59 lbs)	\$462.00
5805SM	Surface Mount	5' 3" L	(59 lbs)	\$507.00
7 LOOP BIKE RACK			HOLDS 9 BIKES	
5807S	In-ground Mount	7' 3" L	(78 lbs)	\$526.00
5807SM	Surface Mount	7' 3" L	(83 lbs)	\$573.00
9 LOOP BIKE RACK			HOLDS 11 BIKES	
5809S	In-ground Mount	9' 3" L	(95 lbs)	\$693.00
5809SM	Surface Mount	9' 3" L	(100 lbs)	\$734.00
11 LOOP BIKE RACK			HOLDS 13 BIKES	
5811S	In-ground Mount	11' 4" L	(115 lbs)	\$841.00
5811SM	Surface Mount	11' 4" L	(120 lbs)	\$889.00
13 LOOP BIKE RACK			HOLDS 15 BIKES	
5813S	In-ground Mount	13' 4" L	(135 lbs)	\$994.00
5813SM	Surface Mount	13' 4" L	(140 lbs)	\$1,041.00

(Prices F.O.B. Factory)



COMPACT RACK

CO-FT-GV (35 lbs) \$189.00



HI ROLLER RACK

HI4H-FT-EPX (105 lbs) \$662.00



U-LOCKIT™

ULOCKIT3-FT-GV (45 lbs) \$234.00



BIKE HITCH

BH-FT-EPX (25 lbs) \$142.00



ARC RACK

ARC-FT-EPX (45 lbs) \$308.00



DOWNTOWN RACK

DT-FT-EPX (40 lbs) \$153.00



BIKE BIKE RACK

BB-FT-EPX (55 lbs) \$512.00

For more information
on our entire line of
Bicycle Parking Products
please visit
www.belson.com



TYPE RIDER™ RACKS

TYPERIDER-EPX (60 lbs) \$515.00



FIXIT WITH AIR KIT 2

FIXIT-A2-FT-EPX (86 lbs) \$1,226.00



AIR KIT 2

A2-FT-EPX-M (16 lbs) \$494.00



AIR KIT 3

A3-FT-EPX-M (35 lbs) \$662.00

100% Recycled Plastic Bike Rack

This bike rack has the capacity to securely hold 10 bicycles. The 100% recycled plastic lumber construction is not only durable and maintenance-free, but it will not scratch the paint on bicycles as metal or concrete bike racks may. Available in attractive colors to compliment any architectural flavor. Perfect for schools, libraries and parks.


RECYCLED PLASTIC BIKE RACK

BR-200 6' Length (132 lbs) \$555.00


(Prices F.O.B. Factory)



Color Options



Color Options



Recycled Plastic Car Stop

Eliminate crumbling, cracking and weathered wheel stops with recycled plastic car stops. Only 4" high, (72"L x 6"W) this long-lasting, durable car stop will even fit under new front wheel drive cars. Lightweight and maintenance-free.

RECYCLED PLASTIC CAR STOP

7050	6' Car Stop	Yellow	(44 lbs)	\$46.00 ea.
7052	6' Car Stop	Blue	(44 lbs)	\$43.00 ea.
7053	6' Car Stop	Gray	(44 lbs)	\$43.00 ea.
7055	Asphalt Installation Hardware		(1 lb)	\$7.00 ea.

(Prices F.O.B. Factory)

Recycled Plastic Speed Bump

This lightweight, 100% recycled plastic speed bump is a smart, safe investment for your property. The molded-in color eliminates costly painting fees. The 3-bolt anchoring system allows easy relocation when paving, removing snow and sealcoating. The overall size is 2" x 10" x 6'.

RECYCLED PLASTIC SPEED BUMP

7071.1 6' Length Yellow (35 lbs) \$75.00

(Prices F.O.B. Factory)



Precast Concrete Sphere Bollards

Concrete sphere bollards are ideal for safeguarding walkways, securing building entrances and limiting traffic access. Available in an assortment of colors that will enhance any landscape, these concrete sphere bollards are constructed with 3/8" steel rebar for additional strength and durability. All bollards meet all standards of ASTM C150, C31, and C33.

Visit www.belson.com for color options. Note that the Ground Glass Concrete options shown online can qualify for LEED® points.

CONCRETE SPHERE BOLLARDS

TF6099	12" Diameter	(195 lbs)	\$154.00
TF6098	18" Diameter	(405 lbs)	\$191.00
TF6091	24" Diameter	(750 lbs)	\$280.00
TF6102	30" Diameter	(1,200 lbs)	\$365.00
TF6101	36" Diameter	(2,200 lbs)	\$545.00

(Prices F.O.B. Factory)

Bus Stop/Smoking Shelters



Flat Roof | Open Front



Hip Roof | Double Opening

For information on additional models and custom options, please call Belson Customer Service at **800-323-5664** or visit www.belson.com.



Dome Top | Double Opening



Dome Top | Open Front

Collapsible Bollards

This heavy-duty collapsible bollard is the perfect deterrent for stopping unauthorized vehicles attempting to gain access to bicycle and walking trails, service roads, driveway entrances and parking lots. This bollard is 6" wide and is available in 30" or 48" heights.

The open back design prevents rust because moisture will not collect inside. When collapsed, its clearance to the base is 3 1/4". The body of this bollard is constructed of 1/4" steel and the base is 3/8" steel. The standard hinge and locking pins are 3/4" x 8" stainless steel. The optional anchor bolts are 3/4" x 12"L hooks with nuts and washers and are available in either zinc coated steel or stainless steel. Padlock not included.



Corrosion Resistant Design

Securable in both Up & Down Positions



COLLAPSIBLE BOLLARD			
BCB-30	30" Tall x 6" Wide Bollard	(45 lbs)	\$434.00
BCB-48	48" Tall x 6" Wide Bollard	(60 lbs)	\$494.00
BCB-AKZ	Zinc Coated Anchor Kit	(5 lbs)	\$75.00
BCB-AKS	Stainless Steel Anchor Kit	(5 lbs)	\$165.00

(Prices F.O.B. Factory)

The Industry Standard of the Outdoor Community Bulletin Board

These outdoor community bulletin boards are made from durable resinwood recycled plastic, top-quality cork, shatter proof acrylic windows, anodized aluminum frames and weather proof locking mechanisms. The variety of configurations and mounting options from a single sided with no posts up to double sided dual post mounted ensures your community directory of information can be effectively located where needed. Available in the resinwood color options as shown.



OUTDOOR BULLETIN BOARDS/MESSAGE CENTERS				
MC1	One Side	No Posts	(60 lbs)	\$250.00
MC1P	One Side	Single Post	(90 lbs)	\$350.00
MC2	One Side	No Posts	(60 lbs)	\$355.00
MC2D	Two Sides	No Posts	(80 lbs)	\$625.00
MC2P	One Side	Two Posts	(120 lbs)	\$575.00
MC2DP	Two Sides	Two Posts	(115 lbs)	\$870.00
MC3	One Side	No Posts	(90 lbs)	\$625.00
MC3D	Two Sides	No Posts	(145 lbs)	\$725.00
MC3P	One Side	Two Posts	(155 lbs)	\$850.00
MC3DP	Two Sides	Two Posts	(190 lbs)	\$925.00

(Prices F.O.B. Factory)



- ### Features
- Eco-Friendly
 - UV-Protectant
 - Splinter Free
 - Will Not Corrode or Rot
 - No Painting or Sealing Necessary
 - Tamper Proof



Recycled Plastic Message Centers

An attractive and secure way to get the word out

These outdoor message centers are made from durable resinwood recycled plastic, top-quality cork, shatter proof acrylic windows, anodized aluminum frames and weather proof locking mechanisms. These community directory message centers are available in a variety of configurations with solid construction and your choice of the color options shown below.

RECYCLED PLASTIC MESSAGE CENTERS - SWING DOOR

MC4629-SS-SD	Single-Sided	46"W x 29"H	(49 lbs)	\$775.00
MC4636-SS-SD	Single-Sided	46"W x 36"H	(62 lbs)	\$900.00
MC5142-SS-SD	Single-Sided	51"W x 42"H	(78 lbs)	\$1,090.00

RECYCLED PLASTIC MESSAGE CENTERS - SLIDING DOOR

MC4629-SS	Single-Sided	46"W x 29"H	(49 lbs)	\$695.00
MC4636-SS	Single-Sided	46"W x 36"H	(62 lbs)	\$785.00
MC5142-SS	Single-Sided	51"W x 42"H	(78 lbs)	\$850.00

RECYCLED PLASTIC MESSAGE CENTERS - DOUBLE DOOR

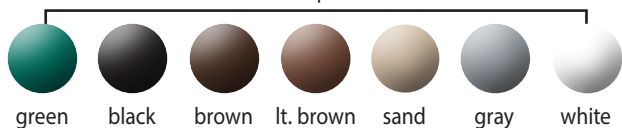
MC4629-SS-DD	Single-Sided	46"W x 29"H	(49 lbs)	\$850.00
MC4636-SS-DD	Single-Sided	46"W x 36"H	(62 lbs)	\$950.00
MC5142-SS-DD	Single-Sided	51"W x 42"H	(78 lbs)	\$1,010.00

RECYCLED PLASTIC MESSAGE CENTER POST SET

MC4496-P	(2) 4" x 4" x 96"L Posts	(36 lbs)	\$345.00
----------	--------------------------	----------	----------

(Prices F.O.B. Factory)

Color Options



Three Sided Kiosk Message Center

Park settings, schools, or city shopping centers will find this three sided kiosk to be a great outdoor option. Communication options are tripled with three enclosed centers facing different directions. Windows are made of a polycarbonate material that is scratch and break resistant. Recycled rubber tackboard lined doors last longer than cork and are weatherproof and washable. Commercial quality, eco-friendly, maintenance-free recycled plastic and stainless steel hardware adds strength and durability for many years of use.

RECYCLED PLASTIC TRIPLE PANEL MESSAGE KIOSK

MCP-3K	3 Sided Kiosk Triple Message Center - 38"L x 46"W x 45-5/8"D	(300 lbs)	\$2,560.00
MCP-PAK	Optional Surface Mount Post Anchor Kit (One Per Post)	(2 lbs)	\$37.00

(Prices F.O.B. Factory)

Color Options



Model MCP-3K

Smokers' Waste Control Receptacle



Smokers' Receptacle
Color Options



bronze (HBZ) charcoal (HGR)



Aladdin Smokers' Station™

Melt-proof steel construction and oxygen-restricting design provide superior fire safety protection. Durable, easy-to-maintain Hammertone powder-coated finishes prevent unsightly burn damage and provide maximum weather protection. Stainless steel EZ-latch system prevents costly, time-consuming task of realigning top to base during maintenance. Nylon feet prevent wear and damage to finish surface. Chain attached top deters pilferage. Easily bolted to pavement with optional anchor.

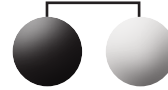


Wall-Mounted Receptacle



Architecturally designed to enhance the look of any location. This modern sleek wall mounted cigarette receptacle will create a better first impression by keeping your premises clean of unsightly cigarette waste. Internal snuffer keeps outside appearance ash-free.

Metal Finish
Color Options



black silver

SMOKERS' WASTE CONTROL RECEPTACLE

R1639E	Free Standing Urn	16"Dia. x 39"H	(20 lbs)	\$227.00
--------	-------------------	----------------	----------	----------

(Prices F.O.B. Factory)

SMOKERS' WALL-MOUNTED RECEPTACLE

DC-711201	Black	(4 lbs)	\$95.00
DC-711207	Silver	(4 lbs)	\$95.00

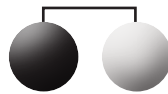
(Prices F.O.B. Factory)

Smoke Stand Smokers' Post

Create better first impressions with the modern, sleek and attractive Smoke Stand smokers' post. Keeping office buildings, airports, banks, shopping centers, automotive dealerships, universities, and sporting venues clear of unsightly cigarette waste. The Smoke Stand fire safe smokers' posts are built with durable aluminum and steel. Convenient height of 41" encourages cigarette waste disposal. The all-weather powder-coat finish prevents cigarette burn damage.



Metal Finish Color Options




black silver

Concrete Cigarette Receptacle/Snuffer

These designer concrete cigarette receptacles, constructed with steel-reinforced concrete, help reduce unsightly cigarette waste outside your facility. Maintenance is a breeze – simply open the stainless steel side door and empty the galvanized collection bucket. Galvanized waste bucket is included. Receptacles are available in exposed aggregate (below) or concrete finishes (shown online).



Exposed Aggregate Color Options



SMOKE STAND SMOKERS' POST

DC-710601	Black	(22 lbs)	\$188.00
DC-710607	Silver	(22 lbs)	\$188.00

(Prices F.O.B. Factory)

CONCRETE CIGARETTE RECEPTACLES/SNUFFERS

TF2052	14"Sq. x 34"H	(290 lbs)	\$292.00
--------	---------------	-----------	----------


(Prices F.O.B. Factory)



Classico Smokers' Outpost Cigarette Receptacle

No Sand or Water Needed

Upscale appearance and all-steel construction enhances your image by keeping cigarette litter out of sight and hidden from public view. Designed to make cigarette disposal easy and convenient! Easy to clean. Just empty on a regular basis. Perfect for any high traffic area where smokers may congregate.



CLASSICO SMOKERS' OUTPOST CIGARETTE RECEPTACLE

DC-710801	Black	(15 lbs)	\$232.00
DC-710808	Pewter	(15 lbs)	\$232.00
DC-710809	Bronze	(15 lbs)	\$232.00
DC-794400	Replacement Galvanized Steel Pail	12 Quart (2 lbs)	\$13.00
DC-795500	Security Cable	(1 lb)	\$14.00
DC-793100	Bolt-Down Hardware	(1 lb)	\$8.00


(Prices F.O.B. Factory)

Infinity™ Smoking Receptacle

Architecturally designed to enhance the look of any location! These sleek, attractive high volume Infinity™ Series smoking receptacles will create a better first impression by keeping your premises clean from unsightly cigarette waste. The high volume design makes cigarette disposal easy and convenient! Stainless steel cigarette snuffer helps keep outside appearance ash-free. Stainless Steel Snuff Plates make extinguishing a cigarette butt quick and easy. Perfect for entryways, office buildings, airports, banks, shopping centers, automotive dealerships, universities, sporting venues, shops and more! Easy to clean and maintain. Some features include: Weighted base for added stability outdoors, 360 degrees of disposal area, domed top for weather resistance, high capacity receptacle for heavy-traffic areas.



Model 9W34



Model 9W33

INFINITY™ HIGH VOLUME SMOKING RECEPTACLE

9W34 High Volume Cigarette Receptacle (33 lbs) \$374.00

(Prices F.O.B. Factory)

INFINITY™ TRADITIONAL SMOKING RECEPTACLE

9W33 Traditional Cigarette Receptacle (24 lbs) \$274.00

(Prices F.O.B. Factory)

Exposed Aggregate Waste Containers

This versatile 30 gallon capacity concrete waste container has become the industry standard for simple high volume waste management. Its steel-reinforced concrete body will withstand the harshest weather conditions. The base, lid, security cable and retainer ring come standard. Base and lid colors shown below. For additional color options, please visit www.belson.com.



30 Gallon Concrete Trash Receptacle

This classic concrete trash receptacle with the solid steel-reinforced construction will enhance entranceways and will easily withstand the toughest environments. Security cable, retainer ring, and leveling feet come standard. Base and lid colors shown below. For additional color options, please visit www.belson.com.



Shown with Pitch-In Lid



Shown with 4-Way Top



Shown with Push Door Lid & Tray Caddy Top



Shown with Drive Thru Lid

30 GALLON EXPOSED AGGREGATE TRASH CONTAINER

TF1015	19" Sq. Base x 22" Sq. Top x 43"H	(280 lbs)	\$280.00
TF1610	Optional Plastic Liner	(10 lbs)	\$32.00

(Prices F.O.B. Factory)

30 GALLON CONCRETE TRASH RECEPTACLE

TF1010	Receptacle with Pitch-In Lid	(280 lbs)	\$259.00
TF1016	Receptacle with 4-Way Lid	(280 lbs)	\$274.00
TF1020	Receptacle with Push Door Lid	(280 lbs)	\$297.00
TF1021	Receptacle with Drive Thru Lid	(280 lbs)	\$314.00
TF1610	Optional Plastic Liner	(10 lbs)	\$32.00

(Prices F.O.B. Factory)



TF1040 Shown w/Optional Ash Urn



TF1025



TF1030



TF1035

53 Gallon Concrete Trash Receptacle

Positively impact your waste management program with trash receptacles fully equipped to handle high volume traffic under all-season conditions. This steel-reinforced concrete waste container is the answer for long-lasting durability in a large 53 gallon receptacle. The lid, security cable, retainer ring and leveling bolts come standard. Base and lid colors shown below. For additional color options, please visit www.belson.com.

Concrete Finish Options



acid wash weather-stone

Standard Matrix/Stain Color Options



white buff sand gray brick red brown charcoal

53 GALLON CONCRETE TRASH RECEPTACLE

TF1025	Receptacle with Pitch-In Lid	(615 lbs)	\$324.00
TF1030	Receptacle with Push Door Lid	(615 lbs)	\$382.00
TF1035	Receptacle with Push Door Lid with Tray Caddy	(615 lbs)	\$369.00
TF1040	Receptacle with 4-Way Lid	(615 lbs)	\$335.00
TF1640	Optional 45 Gal. Plastic Liner	(13 lbs)	\$41.00
TF2090	Optional Ash Urn	(30 lbs)	\$80.00

(Prices F.O.B. Factory)

Lid Color Options



blue green charcoal beige orange
yellow red brown gray black

Heavy-Duty Precast Concrete Trash Receptacles

This attractive and stylish waste receptacle will handle nearly 40 gallons of waste, yet takes up very little room itself, making it ideal for both indoor and outdoor use. Heavy-duty concrete construction deters theft and vandalism. The optional custom-fit rigid plastic liner is sold separately.


The spun aluminum lid is secured with vinyl coated cable, and can be powder-coated with an attractive complimentary color. This Precast Concrete receptacle is available in the Exposed Aggregate color options shown below, and is finished with a water-repellent sealer treatment for ultimate weather resistant durability.



CONCRETE TRASH RECEPTACLE WITH SPUN ALUMINUM LID

TCRSW	27"Dia. x 36"H	36 Gallon	(470 lbs)	\$546.00
200-0083	Optional Plastic Liner		(8 lbs)	\$69.00

(Prices F.O.B. Factory)



24 Gallon ADA Accessible Square Trash Receptacle

This stand-alone, ADA-compliant Auto Attendant® receptacle encourages proper litter disposal at the gas station pump island. The 24 gallon square concrete trash receptacle accents store and gas station entrances, while perfectly complementing the island units. The aluminum top has an 8" opening for easy disposal and shields the exposure of waste contents. Please visit www.belson.com for additional upgrade color options.



Single or Double Auto Attendant®

Specifically designed for gas station islands and convenient stores, the Auto Attendant® is a bold, convenient addition saving facility space and customers time. Combining a trash receptacle, self-serving windshield washing pod and towel dispenser maximizes services at the pump. The double Auto Attendant has two self-serving windshield washing stations and towel dispensers on both sides. Please visit www.belson.com for additional upgrade color options.



24 GALLON ADA ACCESSIBLE TRASH RECEPTACLE

TF1240	Auto Attendant® Receptacle	(540 lbs)	\$457.00
--------	----------------------------	-----------	----------

(Prices F.O.B. Factory)

AUTO ATTENDANT®

TF1241	Single Auto Attendant®	(600 lbs)	\$582.00
TF1242	Double Auto Attendant®	(600 lbs)	\$618.00

(Prices F.O.B. Factory)



Service Station Receptacles

- A.** The Maui Island Series is a full service convenience center solution ready for high volume use with its large capacity and easy maintenance. Provide convenient value added amenities right at the pump with windshield service center side pod caddy.
- B.** The Haven series windshield washing stations feature a double sided waste container with a side pod service center. Haven 2 comes with two windshield washing pods and Haven 1 has a single pod. Side pods secure to waste receptacle with included hardware.
- C.** Integrate waste management and window washing with the Landmark Series® advertising trash can. Insert personal messages and advertising panels. Standard bolt-down base for stability. Sturdy construction 28"H liner included for indoor and covered outdoor use.
- D.** The Bermuda 1 gas station receptacle features a towel dispenser and water bucket with squeegee. The lift-off lid for easy trash removal includes a patented Grab Bag™ system to secure the trash bag in place. Hexagonal lid opening measures 9-1/2".
- E.** The Bermuda 2 is an environmentally friendly dual purpose trash receptacle with windshield service stations on both sides to accommodate two pumps without taking up extra space. Cleans up easily using standard cleaner.
- F.** Vue-T-Ful® Isle Single Bucket Window Cleaner with windshield squeegee bucket and towel dispenser makes it easy for your gas station or convenience store customers to clean their car windows and windshield.
- G.** The Waste 'N Wipe® Isle is a three-in-one unit perfect for high traffic areas at gas stations, filling stations and convenience stores. It has two buckets for squeegees and cleaning solution, two towel dispensers and a central waste receptacle with a 12" x 10" trash opening.



A. Maui Convenience Center
Model DC-75840599
(Accommodates a Variety of Roll Towel Dispensers—Dispenser Not Included)



B. Haven Windshield Washing Station
Model DC-75820599



C. Landmark Series® Advertising Trash Can Model 9W02
(Shown with Model 9W04 Windshield Caddy)



D. Islander Series | Bermuda 1 Gas Station Receptacle
Model DC-755324



E. Islander Series | Bermuda 2 Gas Station Receptacle
Model DC-755424



F. Vue-T-Ful® Isle Single Bucket Window Cleaner
Model DC-750701



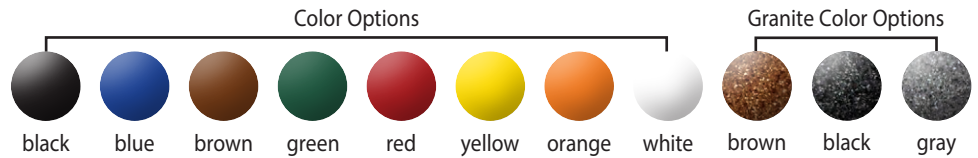
G. Waste 'N Wipe® Convenience Center
Model DC-758701

Please visit www.belson.com for information on additional models, sizes, colors and pricing.



Square Recycled Plastic Waste Receptacles

Encourage the proper disposal of litter and enhance the appearance of your public areas. Made from recycled plastic polyethylene, these 32 gallon receptacles are manufactured to withstand the harshest environments. These receptacles will not fade, rust or crack, making them ideal for use outside as well as inside.



SQUARE WASTE RECEPTACLES - SOLID COLORS			
KC32-4T-S	4" Diameter Top	(21 lbs)	\$193.00
KC32-RT-S	10" Diameter Top	(21 lbs)	\$193.00
KC32-WT-S	Waste Top	(23 lbs)	\$205.00

(Prices F.O.B. Factory)

SQUARE WASTE RECEPTACLES - GRANITE COLORS			
KC32-4T-G	4" Diameter Top	(21 lbs)	\$213.00
KC32-RT-G	10" Diameter Top	(21 lbs)	\$213.00
KC32-WT-G	Waste Top	(23 lbs)	\$227.00

(Prices F.O.B. Factory)

Round Recycled Plastic Waste Receptacles

Made from recycled plastic polyethylene, these 42 gallon waste receptacles are ideal for use both outside as well as inside. They will not fade, rust or crack. The four molded-in handles make moving it around a breeze and the removable inside plastic liner eliminates the need for costly garbage bags. Several versatile use specific lid tops are available to meet the demands of your waste management needs. Lid tops are also sold individually and are a perfect fit for 55 gallon drum receptacles, please visit www.belson.com.



ROUND WASTE RECEPTACLES - SOLID COLORS			
KC42-4T-S	4" Diameter Top	(23 lbs)	\$222.00
KC42-RT-S	10" Diameter Top	(23 lbs)	\$222.00
KC42-BT-S	Bug Barrier Top	(24 lbs)	\$239.00
KC42-DT-S	Dome Top	(33 lbs)	\$239.00
KC42-WT-S	2-Way Waste Top	(33 lbs)	\$239.00

(Prices F.O.B. Factory)

ROUND WASTE RECEPTACLES - GRANITE COLORS			
KC42-4T-G	4" Diameter Top	(23 lbs)	\$243.00
KC42-RT-G	10" Diameter Top	(23 lbs)	\$243.00
KC42-BT-G	Bug Barrier Top	(24 lbs)	\$262.00
KC42-DT-G	Dome Top	(33 lbs)	\$262.00
KC42-WT-G	2-Way Waste Top	(33 lbs)	\$262.00

(Prices F.O.B. Factory)




24 Gallon Plastic Waste Receptacles

The versatile 24 gallon Tuffy Receptacle is constructed from impact and weather resistant polyethylene. These receptacles will not rust, stain, chip or dent from high volume use. It is highly resilient and exceptionally rated for long term weatherability (UV8) and environmental stress and crack resistance (ESCR), serving indoor and outdoor spaces well. See additional colors at www.belson.com.



24 GALLON PLASTIC WASTE RECEPTACLES			
TF1019	4-Way Lid	(49 lbs)	\$216.00
TF1018	Drive-Thru Lid	(61 lbs)	\$250.00
TF1013	Pitch-In Lid	(45 lbs)	\$207.00
TF1014	Push Door Lid	(48 lbs)	\$228.00

(Prices F.O.B. Factory)



15 Gallon Open Top Dome Trash Cans


Offering touchless, sanitary and convenient pitch-in open top waste disposal, these standard dome top trash cans are the ideal choice for coffee shops and high volume lobbies. Lift-off lid makes emptying a cinch. The rolled-under stainless steel bottom helps keep floors looking their best.



15 GALLON TRASH CANS

415DTWH	White	(21 lbs)	\$145.00
415DTAL	Almond	(21 lbs)	\$145.00
415DTBK	Black	(21 lbs)	\$145.00
415DTSVN	Silver Vein	(21 lbs)	\$149.00

(Prices F.O.B. Factory)



Precision Series™ 360 Degree Waste Containers


Designed to beautify any setting, these environmentally friendly trash receptacles are constructed of a heavy-gauge 304 stainless steel for greater structural integrity and long service expectancy. These stainless steel trash cans provide a hygienic surface that is easy to clean and have no pores to hold dirt or bacteria. Galvanized liner with handles is included.



DC-780729

DC-781438

DC-782329



PRECISION SERIES™ 360 DEGREE WASTE CONTAINERS

DC-780729	15 Gallon with Liner	(22 lbs)	\$332.00
DC-781438	25 Gallon with Liner	(27 lbs)	\$398.00
DC-782329	45 Gallon with Liner	(52 lbs)	\$646.00

(Prices F.O.B. Factory)

Eclipse Indoor Trash Receptacles

Winners of the *Design Journal's* award for design excellence for striking aesthetics and smart engineering, Eclipse trash receptacles are constructed from heavy gauge fire-safe steel that is finished in a non-magnetic stainless steel finish or durable powder-coat black finish. The smart design features sanitary hands-free pitch-in disposal with a curved or arched top surface. The Eclipse is recommended for indoor use only. Receptacles include a 30 gallon leak-proof rigid poly liner.

ECLIPSE INDOOR TRASH RECEPTACLE - LINER INCLUDED

R2030EPLBK	Black	(47 lbs)	\$489.00
R2030SSSPL	Satin Stainless Steel	(49 lbs)	\$861.00

(Prices F.O.B. Factory)





Ashtone (117)

Riverstone (118)

Sedona (119)

StoneTec® Waste Containers

StoneTec® 30 gallon waste containers provide an upscale alternative to concrete or aggregate-paneled waste containers. Made from a new polymer/concrete mix, these containers are more durable and stronger than traditional concrete waste container units. With five designer earth-tone colors to choose from, StoneTec® waste containers will enhance any environment. The containers use standard 30 gallon trash bags and convenient bags slots hold the bags firmly in place. The lid & liner are included.



Pepperstone (120)

Aspen (121)



STONETEC® WASTE CONTAINERS WITH LID & LINER

DC-722 ___ 30 Gallon (118 lbs) \$718.00

(Prices F.O.B. Factory)

Geocube Recycling Containers

Compact, fire safe, steel-constructed recycling containers, Geocubes are the perfect addition to any recycling program. Item specific decal labels and lid openings encourage the proper disposal of recyclable materials. Piano hinged lids further maximize maintenance efficiency.

All Geocubes come standard with two decals as listed, alternate decals are available. The included die cut transfer decals are bright white vinyl and designed specifically for easy application.



28GC02

32GC03

36GC04

24GC01

24 GALLON GEOCUBES

24GC__ 01 Round, 02 Slot, 03 Square, 04 Combo (24 lbs) \$200.00

28 GALLON GEOCUBES

28GC__ 01 Round, 02 Slot, 03 Square, 04 Combo (27 lbs) \$216.00

32 GALLON GEOCUBES

32GC__ 01 Round, 02 Slot, 03 Square, 04 Combo (31 lbs) \$229.00

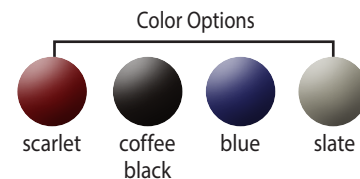
36 GALLON GEOCUBES

36GC__ 01 Round, 02 Slot, 03 Square, 04 Combo (34 lbs) \$242.00

ACCESSORIES

GEO-BAIL Bail Wire Bands (1 lb) \$11.00

(Prices F.O.B. Factory)



Lid Options Include 2 Decals



Open Top Dome Recycling Containers

Dome top precludes unwanted debris from collecting on top. Touchless pitch-in open top offers a way to sanitarly dispose of recyclables. Crafted from strong fire-safe steel, the rolled-under bottom rims will help keep floors scratch-free. These containers are also ADA compliant and include a galvanized steel liner.



METAL RECYCLING RECEPTACLES				
415DTBL-R	Blue	White Decal	(21 lbs)	\$152.00
415DTBK-R	Black	White Decal	(21 lbs)	\$152.00
415DT-PM-R	Polished Metal	Black Decal	(21 lbs)	\$306.00

(Prices F.O.B. Factory)

Metal Recycling Receptacles

The large universal recycle symbol and product labeling clearly identifies each container as part of a recycling program. Encourage the proper disposal of recyclables with the item-specific decal lid labels. Easy lift-off top makes it convenient to change out full liners. Durable all-steel construction will take the punishment of high volume use. Available in color options shown. The item specific recycling labels are included.



METAL RECYCLING RECEPTACLES			
15RT-1H	24 Gallon	(24 lbs)	\$276.00
18RT-1H	32 Gallon	(28 lbs)	\$320.00

(Prices F.O.B. Factory)

ArchTec Parkview Trash & Recycling Receptacle

This recycling center provides an upscale, sophisticated appearance and is environmentally friendly. The base is constructed of heavy-gauge, fire-safe vertical steel rails with a weatherproof, black powder-coated finish. Built-in feet add stability, and a z-bracket anchoring system at the bottom of the unit allows it to be secured in place. Liner, lid, and decals are included.



TRASH/RECYCLING RECEPTACLE			
DC-72700199	Single Unit	(50 lbs)	\$573.00
DC-72720199	Double Unit	(100 lbs)	\$730.00

(Prices F.O.B. Factory)

Recycling Center with Square Dome Lid and Decals

This environmentally friendly recycling receptacle is molded from at least 25% post consumer recycled material. Includes seven decals: Plastic Bottles, Aluminum, Glass, Plastic Bags, Paper, Mixed Recyclables, and Trash. Double-Sided opening measures 7-1/2"W x 5"H. Connecting hardware available to connect two or more units for a complete recycling system. The receptacle has a 42 gallon waste capacity and uses 42 gallon trash bags. Patented Grab Bag™ system holds bag in place, eliminating bag slippage. Extremely durable, perfect for indoor and outdoor use.



RECYCLING RECEPTACLE - 42 GALLON			
DC-74610199	Black	(21 lbs)	\$224.00
DC-74610299	Beige	(21 lbs)	\$224.00
DC-74610499	Blue	(21 lbs)	\$224.00
DC-797900	Connecting Hardware	(3 lbs)	\$15.00

(Prices F.O.B. Factory)



Open Top Waste Receptacles

This heavyweight waste receptacle can withstand hard use and is perfect for recreation areas, businesses and public use. Made with 100% recycled plastic, the molding never requires painting and is virtually maintenance-free. Liner, lid and mounting kit are sold separately. Some assembly required.

OPEN TOP WASTE RECEPTACLES

P-32	32 Gallon Housing		(117 lbs)	\$281.00
P-32L	Liner With Standard Lid	Gray	(7 lbs)	\$57.00
P-32D	Dome Top Lid	Gray	(7 lbs)	\$106.00
P-32M	Permanent Mount Kit		(3 lbs)	\$49.00

(Prices F.O.B. Factory)

Galvanized Trash Pails, Cans & Lids

Constructed from galvanized steel, these waste cans and pails will withstand years of use in harsh weather environments. They are finished with a durable zinc coating for corrosion protection and have deep body corrugations for superior strength. Featuring hidden wire top edge reinforcement and recessed bottoms for limited floor contact.

GALVANIZED CANS & LIDS - COMMERCIAL-DUTY (STRONG)

WCD20C	Can Only	20 Gallon	17.5" Dia. x 23"H	(8 lbs)	\$33.00
WCD20L	Flat Lid Only	20 Gallon	18" Dia. x 5"H	(2 lbs)	\$10.00
WCD24C	Can Only	24 Gallon	19.5" Dia. x 23.5"H	(10 lbs)	\$38.00
WCD24L	Flat Lid Only	24 Gallon	20" Dia. x 5"H	(2 lbs)	\$11.00
WCD32C	Can Only	32 Gallon	21.25" Dia. x 26.25"H	(10 lbs)	\$39.00
WCD32L	Flat Lid Only	32 Gallon	21.5" Dia. x 4"H	(3 lbs)	\$12.00

GALVANIZED PAILS & LIDS - MEDIUM-DUTY (STRONGER)

10GPC	Pails Only	10 Gallon	16" Dia. x 18"H	(6 lbs)	\$25.00
10GPL	Flat Lids Only	10 Gallon	16" Dia. x 3"H	(2 lbs)	\$12.00

GALVANIZED CANS & LIDS - HEAVY-DUTY (STRONGEST)

WHD24C	Can Only	24 Gallon	19.5" Dia. x 23.5"H	(15 lbs)	\$82.00
WHD24L	Flat Lid Only	24 Gallon	20" Dia. x 5"H	(3 lbs)	\$19.00
WHD32C	Can Only	32 Gallon	21.25" Dia. x 26.25"H	(19 lbs)	\$86.00
WHD32L	Flat Lid Only	32 Gallon	21.5" Dia. x 4"H	(4 lbs)	\$20.00

(Prices F.O.B. Factory)



Tapered Trash Receptacle Diamond Pattern Steel

Rugged, safe and durable, the 45 gallon expanded metal trash receptacle is an ideal choice for trash management needs in high volume spaces. The tapering round steel trash receptacle and open expanded metal diamond pattern design creates greater transparency of contents, great for high security areas or where high volume active routine maintenance is required.




TAPERED TRASH RECEPTACLE DIAMOND PATTERN STEEL

TEXT-45	45 Gallon Basket		(30 lbs)	\$154.00
FTR-32-08	Flat Top Lid	8" Opening	(7 lbs)	\$107.00
FTR-32-14	Flat Top Lid	14" Opening	(7 lbs)	\$107.00
RBR-32-08	Rain Bonnet	8" Opening	(13 lbs)	\$151.00
RBR-32-14	Rain Bonnet	14" Opening	(13 lbs)	\$151.00
AUR-32-08	Ash Urn Lid	8" Opening	(13 lbs)	\$170.00
AUR-32-14	Ash Urn Lid	14" Opening	(13 lbs)	\$170.00
DT-32	Square Dome Lid		(12 lbs)	\$123.00
RT-32	Round Top Lid		(12 lbs)	\$113.00
PL32	32 Gallon Liner	Black	(8 lbs)	\$53.00

(Prices F.O.B. Factory)

Polyethylene Color Options



Perforated Steel Round Trash Cans

Made of heavy gauge solid and perforated steel, this durable trash receptacle is designed to be used indoors or outdoors. Lift off top makes servicing easy. Lid options include flat top, hood top or dome top. Available in powder-coat finish color options shown below or stainless steel. Standard on 30 gallon and 55 gallon models, the receptacle base is dipped in corrosion resistant plastisol for added durability and will match your chosen receptacle color.



Model SC55-01-SS-FT



Model SC55-01-DT



Models available with ad panel cutouts or upgrade with custom laser artwork. Visit www.belson.com for information.

POWDER-COATED ROUND TRASH CAN – FLAT TOP LID

SC10-01-FT	10 Gallon	(9 lbs)	\$285.00
SC20-01-FT	20 Gallon	(26 lbs)	\$404.00
SC55-01-FT	55 Gallon	(86 lbs)	\$616.00

POWDER-COATED ROUND TRASH CAN – HOOD TOP LID

SC55-01-HT	55 Gallon	(89 lbs)	\$634.00
------------	-----------	----------	----------

POWDER-COATED ROUND TRASH CAN – DOME TOP LID

SC55-01-DT	55 Gallon	(91 lbs)	\$654.00
------------	-----------	----------	----------

STAINLESS STEEL ROUND TRASH CAN – FLAT TOP LID

SC10-01-SS	10 Gallon	(9 lbs)	\$372.00
SC20-01-SS	20 Gallon	(26 lbs)	\$558.00
SC55-01-SS-FT	55 Gallon	(86 lbs)	\$951.00

STAINLESS STEEL ROUND TRASH CAN – HOOD TOP LID

SC55-01-SS-HT	55 Gallon	(89 lbs)	\$958.00
---------------	-----------	----------	----------

STAINLESS STEEL ROUND TRASH CAN – DOME TOP LID

SC55-01-SS-DT	55 Gallon	(91 lbs)	\$978.00
---------------	-----------	----------	----------

(Prices F.O.B. Factory)



Hood Top Lid

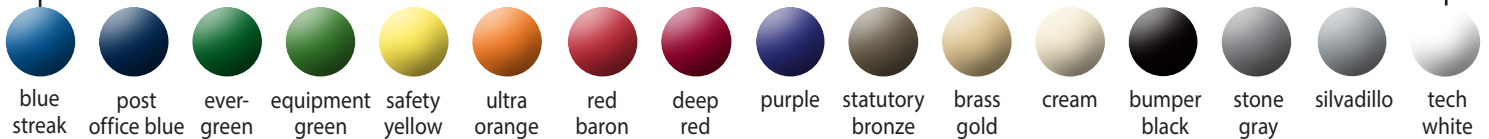


Flat Top Lid



Dome Top Lid

Color Options

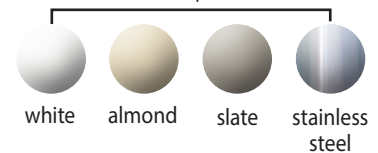


Wastewatchers Swing Top Waste Receptacles

There is a reason this classic style waste receptacle is a best seller – its time tested highly functional design. The swing close door prevents unwanted odor from escaping.

Available in three different sizes, to meet just about any volume requirements, and choose the color options as shown to meet the décor.

Color Options




WASTEWATCHERS SWING TOP WASTE RECEPTACLES

1311HTSS	Stainless Steel	13 Gallon	(18 lbs)	\$291.00
1411HTSS	Stainless Steel	21 Gallon	(24 lbs)	\$320.00
1511HTSS	Stainless Steel	36 Gallon	(33 lbs)	\$374.00
13R	Rigid Poly Liner	13 Gallon	(4 lbs)	\$53.00
21R	Rigid Poly Liner	21 Gallon	(5 lbs)	\$69.00
36R	Rigid Poly Liner	36 Gallon	(8 lbs)	\$81.00

(Prices F.O.B. Factory)

32 Gallon Decorative Square Trash Receptacle with Three Lid Options

This all-steel square trash receptacle features creative laser cutouts with circle accents to combine visual appeal and durability with efficient waste management. Pairs beautifully with matching powder-coated steel planters. Black plastic liner made from 100% recycled plastic is included. Rigid Poly Liners (Model KCMS-L & KCMS-LS) are available.



RELATED PRODUCT

Matching Planter
Available at
www.belson.com



DECORATIVE SQUARE TRASH RECEPTACLES - 32 GALLON				
KCMS32-CT	Rain Bonnet Lid	Black	(61 lbs)	\$522.00
KCMS32-RT	Recycle Lid	Black	(61 lbs)	\$499.00
KCMS32-AT	Ash Urn Lid	Black	(61 lbs)	\$535.00

(Prices F.O.B. Factory)

RELATED PRODUCT

Palmetto Collection
Steel Benches
Available at
www.belson.com



Palmetto Collection Trash Receptacles

Keep properties clean and inviting with these contemporary 32 gallon trash receptacles from the Palmetto Collection. These sleek 5/8" rod style trash receptacles are an attractive addition to enhance streetscapes, park settings, building exteriors or playground spaces. Colors shown below.

PALMETTO COLLECTION TRASH RECEPTACLES - 32 GALLON			
SV-R32FT	Flat Top Lid	(305 lbs)	\$1,768.00
SV-R32RB	Rain Bonnet Lid	(305 lbs)	\$1,779.00
SV-R32AU	Ash Urn Lid	(305 lbs)	\$1,751.00

(Prices F.O.B. Factory)

Savannah Collection Trash Receptacles

Keep facility spaces eye-catching, clean and debris free with the slat style trash receptacle from the Savannah Collection. The all-steel construction, decorative square body design combined with a corrosion resistant finish, allows this 32 gallon trash receptacle to withstand harsh seasonal conditions without compromising its original look. Colors shown below.

SAVANNAH COLLECTION TRASH RECEPTACLES - 32 GALLON			
SV-S32FT	Flat Top Lid	(160 lbs)	\$1,330.00
SV-S32RB	Rain Bonnet Lid	(162 lbs)	\$1,360.00
SV-S32AU	Ash Urn Lid	(164 lbs)	\$1,380.00

(Prices F.O.B. Factory)



RELATED PRODUCT

Savannah Collection
Steel Benches
Available at
www.belson.com

Polyethylene Color Options

Powder-Coated Color Options

Courtyard Trash Receptacles

These steel slat trash receptacles are the essential combination of an everyday durable functionality with an aesthetically appealing sleek design. 100% steel and all welded construction, components include 1" x 3/8" vertical slats, strapped by 2" x 1/4" and capped with a 5/8" diameter bar ring. With 32, 36, 38 and 42 gallon capacities available all receptacles come with a rigid poly plastic liner. Lids sold separately with a variety of options available.




STEEL SLAT TRASH RECEPTACLE WITH LINER (LID SOLD SEPARATELY)

CBTR-32	32 Gallon	(198 lbs)	\$869.00
CBTR-36	36 Gallon	(208 lbs)	\$919.00
CBTR-38	38 Gallon	(216 lbs)	\$979.00
CBTR-42	42 Gallon	(246 lbs)	\$1,029.00
CBTRAR	Steel Slat Ash Receptacle	(66 lbs)	\$539.00

(Prices F.O.B. Factory)

Color Options



Powder-Coated Color Options



RELATED PRODUCT

Jackson Collection Steel Benches Available at www.belson.com



Jackson Collection Trash Receptacles

Set the standard for clean facilities by offering 360° of hands-free disposal with the 36 gallon all-steel trash receptacle. The flat top, ash urn and rain bonnet lids securely attach and conceal waste held by the rigid plastic liner.




Model JK-36FT

JACKSON COLLECTION TRASH RECEPTACLES

JK-36FT	with Flat Top Lid	(117 lbs)	\$630.00
JK-36AU	with Ash Urn Lid	(123 lbs)	\$719.00
JK-36RB	with Rain Bonnet Lid	(123 lbs)	\$779.00

(Prices F.O.B. Factory)



Wydman Collection Slatted Trash Receptacles

Made of durable, long-lasting flat steel bars that act as a graffiti deterrent, and reinforced with circular metal bands. Lid comes off easily for quick trash liner removal. Available in your choice of lid styles: flat top, rain cap, ash urn or dome top. Anchor kit includes hardware for surface mounting. Choose from the powder-coated color options shown.

SLATTED URN BASKET

A. WC2000	Ash Urn	(57 lbs)	\$544.00
-----------	---------	----------	----------

SLATTED TRASH RECEPTACLES - 24 GALLON

B. WC2400-FT	Flat Top Lid	(106 lbs)	\$805.00
WC2400-FTL	Flat Top Lid Only	(5 lbs)	\$157.00

SLATTED TRASH RECEPTACLES - 36 GALLON

C. WC3600-AT	Ash Urn Lid	(133 lbs)	\$816.00
D. WC3600-FT	Flat Top Lid	(131 lbs)	\$877.00
WC3600-RC	Rain Cover Lid	(133 lbs)	\$958.00
E. WC3600-DT	Dome Top Lid	(135 lbs)	\$965.00

(Prices F.O.B. Factory)



32 Gallon Diamond Pattern Steel Trash Receptacle

This 32 gallon steel receptacle is a popular choice for both indoor and outdoor commercial applications. Constructed with 3/4" #9 expanded metal and finished in an impact-resistant, UV stabilized thermoplastic finish, this trash receptacle is able to withstand the rigors of high traffic use. Outfit with the available accessory items to meet installation site requirements: five lid styles, rigid plastic liners, in-ground and surface mounting kits.

DIAMOND PATTERN STEEL TRASH RECEPTACLE			
EX-32	Receptacle Base	(70 lbs)	\$280.00
(Prices F.O.B. Factory)		Lid and color options shown below.	



EX-32 with FTR-32-08



EX-32 with RBR-32-08



W-32 with RT-32

32 Gallon Wave Pattern Steel Trash Receptacle

Sought after for its resilient construction, the contemporary wave pattern design is a very popular site addition. Built ready for high volume use, the 32 gallon container is made from commercial grade heavy-duty 12-gauge steel, then finished with an impact resistant, UV stabilized polyethylene coating. Outfit with the available accessory items to meet installation site requirements: five lid styles, rigid plastic liners, in-ground and surface mounting kits.

WAVE PATTERN STEEL TRASH RECEPTACLE			
W-32	Receptacle Base	(88 lbs)	\$433.00
(Prices F.O.B. Factory)		Lid and color options shown below.	

32 Gallon Perforated Pattern Steel Trash Receptacle

Maintain clean and inviting, litter-free spaces with these 32 gallon perforated steel trash receptacles. Constructed with commercial grade, heavy-duty 12-gauge steel with an impact-resistant and UV stabilized thermoplastic finish. Popular for many site applications, these receptacles can be outfitted with an array of options to best suit litter management demands: five lid styles, rigid plastic liners, in-ground and surface mounting kits.

PERFORATED PATTERN STEEL TRASH RECEPTACLE			
PR-32	Receptacle Base	(77 lbs)	\$396.00
(Prices F.O.B. Factory)		Lid and color options shown below.	



Custom Options are Available.



PR-32 with FTR-32-08

RELATED PRODUCTS

- Rectangular Perforated Pattern Picnic Table on page 10.
- Perforated Park Benches on page 32.

LID OPTIONS & ACCESSORIES

FTR-32-08	Flat Top Lid	8" Opening	(7 lbs)	\$107.00
FTR-32-14	Flat Top Lid	14" Opening	(7 lbs)	\$107.00
RBR-32-08	Rain Bonnet	8" Opening	(13 lbs)	\$151.00
RBR-32-14	Rain Bonnet	14" Opening	(13 lbs)	\$151.00
AUR-32-08	Ash Urn Lid	8" Opening	(13 lbs)	\$170.00
AUR-32-14	Ash Urn Lid	14" Opening	(13 lbs)	\$170.00
DT-32	Square Dome Lid		(12 lbs)	\$123.00
RT-32	Round Top Lid		(12 lbs)	\$113.00
PL32	32 Gallon Liner	Black	(8 lbs)	\$53.00
IG-KIT	In-ground Kit		(10 lbs)	\$59.00
SM-KIT	Surface Mount Kit		(10 lbs)	\$59.00

(Prices F.O.B. Factory)



Color Options





Premier Serenity Trash Receptacles

Premier Serenity trash receptacles are reliable, sturdy and efficient. 34 gallon capacity featuring a popular vertical slat flare top design with tapered disposal opening. Engineered to ensure lasting aesthetics and performance with fully welded, powder-coated steel construction. Ready for demanding applications, receptacles are available with a choice from a variety of lid styles to maximize disposal access and properly conceal contents—security lanyard and rigid plastic liner are included. Models are available with or without an ergonomic side entry door.

PREMIER FLARE TOP TRASH RECEPTACLE WITH LINER

PSFT34-D	34 Gallon with Door	(186 lbs)	\$691.00
PSFT34	34 Gallon without Door	(130 lbs)	\$882.00
TLSF3	Flat Top Lid	(9 lbs)	\$88.00
TLSD3	Weather Shield Lid	(12 lbs)	\$174.00
TLRS3	Rain Shield Lid	(19 lbs)	\$216.00
TLSD3-A	Ash Urn Weather Shield Lid	(18 lbs)	\$216.00
R32DC	Dome Top Lid	(10 lbs)	\$111.00

(Prices F.O.B. Factory)

Dome Top Color Options



Color Options



Animal-Proof Litter Receptacles

These animal proof steel trash receptacles are perfect for parks, campgrounds, walking trails, and dog parks. The tamper proof lids and heavy-duty steel prevent animals from getting into the receptacle, keeping the area clean and safe.



STEEL ANIMAL PROOF LITTER RECEPTACLE

BPLR1	Single Unit	70 Gallons	(208 lbs)	\$1,235.00
BPLR2	Double Unit	130 Gallons	(413 lbs)	\$2,070.00

(Prices F.O.B. Factory)


Color Options





Deluxe Dog Park Amenities Kit

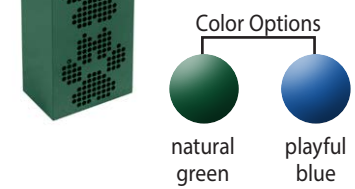
Welcome visitors to the dog park with the Deluxe Site Amenities Kit. The kit includes a Welcome Sign, a Pooch Perch Bench in your choice of style: Perforated, Slat or Wave, a Tidy Up Trash Receptacle, a Leash Post, and a Pet Waste Station (with 2 boxes of waste bags). All amenities in the kit except the Leash Post feature a decorative paw print and bone detail and are available in blue or green color options (except the Pet Waste Station which is available only in green).



DELUXE DOG PARK AMENITIES KIT		
BARK-DAKIT	(552 lbs)	\$2,399.00
(Prices F.O.B. Factory)		

Dog Park Amenities Kit

Bring the whole dog park together with these often overlooked amenities that make the experience for guests that much better. The kit includes a Pet Waste Station complete with two boxes of waste bags, Sit and Stay Bench with your choice of Portable, Surface or In-ground Mount, Tidy Up Trash Receptacle and a Leash Post. All the amenities in the kit except the Leash Post features a decorative paw print and bone detail and are available in blue or green color options (except the Pet Waste Station which is available only in green) to match the natural or playful BarkPark color schemes.




DOG PARK AMENITIES KIT		
BARK-AKIT	(264 lbs)	\$1,749.00
(Prices F.O.B. Factory)		



Fire Hydrant Replica

We're not exactly sure why the fire hydrant has such seemingly magical powers over the canine population but we do think it's clear that dogs really like them. It's that natural addition to any Dog Park — and is sure to be one of the main social scenes. Made from solid steel with a thermoplastic coating that is resistant to urine and corrosion.



FIRE HYDRANT REPLICA		
TBARK-465	(40 lbs)	\$426.00
(Prices F.O.B. Factory)		

Build a dog park community by selecting a pre-configured course or by designing one to fit your best friend's needs!



BEST IN SHOW COURSE KIT

BARK-BSTKIT	(484 lbs)	\$5,086.00
<i>Kit includes:</i>		
Rover Jump Over	PBARK-450	
Hoop Jump	TBARK-430	
Doggie Crawl	PBARK-491	
Paws Table	PBARK-420	
Trash Receptacle	TBARK-PR-32	
Pooch Perch Bench	PBARK-954-S6	
Pet Waste Station	PBARK-490	

(Prices F.O.B. Factory)

SMALL DOG COURSE KIT

BARK-SMKIT	(262 lbs)	\$2,977.00
<i>Kit includes:</i>		
Weave Posts	PBARK-460	
Small Dog Hoop Jump	TBARK-431	
Doggie Crawl	PBARK-491	
Paws Table	PBARK-420	

(Prices F.O.B. Factory)



Steel walking planks feature BarkPark's proprietary CanineCoat™, a thermoplastic coating that has been specially developed to provide superior slip-resistant traction for dogs' paws. CanineCoat™ is a tough commercial coating that provides superior adhesion, UV protection, and resistance to vandalism and urine.

Visit www.belson.com for additional product information and details.



Build a community destination that provides the opportunity for exercise and interaction between dogs!



EXPERT COURSE KIT

BARK-XPKIT	(1,112 lbs)	\$11,068.00
<i>Kit includes:</i>		
Rover Jump Over		PBARK-450
Hoop Jump		TBARK-430
Weave Posts		PBARK-460
Dog Walk		PBARK-410
King of the Hill		PBARK-400
Teeter Totter		PBARK-440
Doggie Crawl		PBARK-491
Stepping Paws		PBARK-470
Paws Table		PBARK-420

(Prices F.O.B. Factory)



INTERMEDIATE COURSE KIT

BARK-ITKIT	(568 lbs)	\$6,545.00
<i>Kit includes:</i>		
Rover Jump Over		PBARK-450
Hoop Jump		TBARK-430
King of the Hill		PBARK-400
Doggie Crawl		PBARK-491
Stepping Paws		PBARK-470
Paws Table		PBARK-420

(Prices F.O.B. Factory)



NOVICE COURSE KIT

BARK-NVKIT	(253 lbs)	\$3,213.00
<i>Kit includes:</i>		
Rover Jump Over		PBARK-450
Hoop Jump		TBARK-430
Doggie Crawl		PBARK-491
Paws Table		PBARK-420

(Prices F.O.B. Factory)



Recycled Plastic



Wood



Synthetics



For more information
on our entire line of
Planters
please visit
www.belson.com

Steel/Metal



Concrete





Haws Drinking Fountains

Drinking Fountains



For information on additional models and custom colors, please call Belson Customer Service at 800-323-5664 or visit www.belson.com

Belson Outdoors carries a wide selection of high quality public water fountains. If you're looking for freeze-resistant bubbler fountains, we have plenty! Need a Hi-Lo wall mounted water fountain? We carry both standard and ADA-compliant drinking fountains to fit any spatial requirement. Stainless steel indoor drinking fountains, concrete outdoor drinking fountains, antique drinking fountains, or even a bottle filling station – we have the most dependable commercial water fountains for your facility.

HAWS DRINKING FOUNTAINS					
A	3511	(168 lbs)	\$4,752.00	I	3300 (164 lbs) \$3,704.00
B	3060	(198 lbs)	\$2,017.00	J	1152 (6 lbs) \$378.00
C	3150	(490 lbs)	\$4,552.00	K	3377 (74 lbs) \$2,404.00
D	3177	(325 lbs)	\$2,903.00	L	3300G (164 lbs) \$3,513.00
E	3500D	(177 lbs)	\$6,213.00	M	1109 (17 lbs) \$935.00
F	3500	(146 lbs)	\$4,513.00	N	1025 (34 lbs) \$1,465.00
G	3380	(101 lbs)	\$3,061.00	O	1001 (17 lbs) \$1,309.00
H	3202G	(97 lbs)	\$2,178.00		

(Prices F.O.B. Factory)

(Prices F.O.B. Factory)

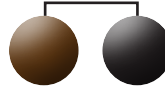




Portable Decorative Patio Fence

Portable Patio Fencing

Color Options



brown black

Fitted to custom create your outdoor dining space. Each post and base can be filled with water or sand up to 50 lbs. for extra stability. System can easily be moved, cleaned, and stored at the end of each season.

DECORATIVE PATIO FENCE

US960423	Brown	Post with Base	(5 lbs)	\$65.00
US962423	Brown	2 Panel Section	(9 lbs)	\$101.00
US963423	Brown	3 Panel Section	(14 lbs)	\$139.00
US960117	Black	Post with Base	(5 lbs)	\$65.00
US962117	Black	2 Panel Section	(9 lbs)	\$101.00
US963117	Black	3 Panel Section	(14 lbs)	\$139.00

(Prices F.O.B. Factory)

Sunset Patio Collection

The Sunset Patio Collection provides a touch of summertime styled elegance indoors or outdoors. The exquisite, modern flare showcased in the table and leg frame design provokes an inspiring accent, while the one-piece contoured chair sling delivers inviting comfort.

SUNSET STACKING ARMCHAIR - WHITE WITH GLACIER WHITE FRAME

US645096 4 per carton (15 lbs) \$168.00/Chair

SUNSET STACKING ARMCHAIR - WHITE WITH GLACIER WHITE FRAME

XA645096 16 per carton (15 lbs) \$159.00/Chair

36" SQUARE SUNSET TABLE - WHITE

US36C096 (52 lbs) \$292.00

(Prices F.O.B. Factory)



Sunset Patio Collection



Folding Sling Chair

The Belize Midback folding sling chair folds up for easy transportation and storage. A perfect addition to any pool or beachside. Impervious to salt air and most stains with a breathable and supportive commercial grade sling.

BELIZE MIDBACK SLING CHAIR

US019004 Orange 2 per carton (22 lbs) \$140.00/Chair

42" ROUND ATLANTA TABLE

US239004 White (46 lbs) \$310.00

WINDMASTER FIBERGLASS UMBRELLA

98301931 Orange (21 lbs) \$324.00

(Prices F.O.B. Factory)



Belize Midback Folding Sling Chair & Table Set with Umbrella




Frame Color Options



white bronze teakwood mist

Sling Color Options



orange blue khaki fern green

Chaise Lounge Chairs

The Marina pool and beach sling chaise lounge chairs are a family favorite! Easy to power wash and clean. Easy to stack and store. Sanitized®, colorfast, and mildew resistant mesh sling fabric always stays cool in the hot sun.

MARINA LOUNGES (2 PER CARTON)

US404006 White Frame Blue Sling (34 lbs) \$262.00 ea.

MARINA LOUNGES (14 PER CARTON)

99404006 White Frame Blue Sling (34 lbs) \$236.00 ea.

(Prices F.O.B. Factory)



Marina Chaise Lounge Chairs with Blue Slings



Calypso

Java

The Calypso adjustable sling chaise lounges feature a 4-position adjustable sling for extra comfort and treated with Microban® for anti-microbial protection.

The Java all-weather wicker chaise lounges feature a high strength VIRO® resin wicker fiber seat that is highly flexible for comfort and resistant to color fading, cracking and peeling.

For a larger selection of colors and chair designs, please visit www.belson.com.



Bahia

CALYPSO LOUNGES

US746152	Fern Green Sling	2 per carton	(32 lbs)	\$236.00 ea.
US876152	Fern Green Sling	16 per carton	(30 lbs)	\$208.00 ea.

JAVA LOUNGES

US645237	Espresso Wicker	2 per carton	(32 lbs)	\$301.00 ea.
US435037	Espresso Wicker	16 per carton	(33 lbs)	\$274.00 ea.

(Prices F.O.B. Factory)



Bahia Chaise Lounge Chairs

BAHIA LOUNGES

44031004	White	6 per carton	(30 lbs)	\$117.00 ea.
44031104	White	18 per carton	(30 lbs)	\$109.00 ea.

BAHIA LOUNGE CUSHIONS (6 PER CARTON)

98230431	White	(7 lbs)	\$147.00 ea.
98239231	Royal Blue	(7 lbs)	\$147.00 ea.
98234131	Beige	(7 lbs)	\$147.00 ea.

(Prices F.O.B. Factory)

Teak Décor Collection

Constructed with high performance resin materials with the look of natural wood elements, this patio collection creates an upscale look without the added maintenance cost. The contoured armchairs complement the quick folding tables. This quick fold concept allows easy transport and storage.



SANIBEL STACKING DINING ARMCHAIR - TEAKWOOD FINISH

US451408	Teakwood Finish	4 per carton (11 lbs)	\$56.00/Chair
45451408	Teakwood Finish	12 per carton (11 lbs)	\$48.00/Chair

ATLANTA TABLE WITH UMBRELLA HOLE - TEAK DECOR

US240208	32" Square	Folding Table	(38 lbs)	\$260.00
US420408	36" Square	Folding Table	(47 lbs)	\$310.00
US240608	42" Round	Folding Table	(47 lbs)	\$310.00
US240808	48" x 32"	Folding Table	(51 lbs)	\$365.00

(Prices F.O.B. Factory)

MIAMI BISTRO STACKING SIDECHAIR

US495004	White	4 per carton (7 lbs)	\$35.00/Chair
US495017	Black	4 per carton (7 lbs)	\$37.00/Chair
US495078	Amazon Green	4 per carton (7 lbs)	\$37.00/Chair
US495002	Charcoal	4 per carton (7 lbs)	\$36.00/Chair
US490414	Red	4 per carton (7 lbs)	\$37.00/Chair
US490181	Taupe	4 per carton (7 lbs)	\$37.00/Chair
US495504	White	32 per carton (7 lbs)	\$25.00/Chair
US495517	Black	32 per carton (7 lbs)	\$28.00/Chair
US495578	Amazon Green	32 per carton (7 lbs)	\$28.00/Chair
US495502	Charcoal	32 per carton (7 lbs)	\$27.00/Chair
US495414	Red	32 per carton (7 lbs)	\$29.00/Chair
US495181	Taupe	32 per carton (7 lbs)	\$29.00/Chair

32" SQUARE ATLANTA FOLDING TABLE

US420004	White	(46 lbs)	\$310.00
----------	-------	----------	----------

7' WOODEN MARKET UMBRELLA WITH 1-1/2" POLE

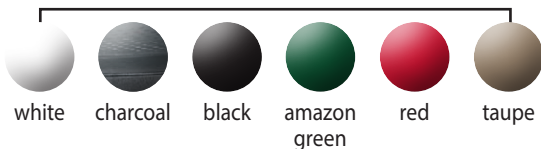
98940431	White	(22 lbs)	\$273.00
----------	-------	----------	----------

RESIN UMBRELLA BASE WITH FILLING CAP

US602104	White	(6 lbs)	\$44.00
----------	-------	---------	---------

(Prices F.O.B. Factory)

Color Options



Miami Bistro Stacking Chairs

Miami Bistro Stacking Chairs are popular for their styling, value and portability, often paired with the Atlanta Square table to create an inviting outdoor dining experience. Constructed with durable resin materials, this collection is ready for high volume use even with continued exposure to outdoor patio conditions. Complete the eye-catching look as shown with the addition of matching Windmaster Market Umbrellas.



US490181



Louisiana Café Table and Victoria Chairs

Create a luxurious patio experience that is upscale, comfortable and inviting with the Victoria armchairs and Louisiana tables with Toscana complemented with 9' market umbrellas. Elegant and easy to keep clean, the armchairs feature a comfortable high-back crafted with resin materials that are engineered stay cool in the hot sun. Louisiana tables with Toscana are scratch, stain and burn resistant.

48" ROUND LOUISIANA TABLE WITH TOSCANA				
US527166	Sand		(45 lbs)	\$256.00
VICTORIA CLASSIC STACKING ARMCHAIR				
US214066	Sandstone	4 per Carton	(11 lbs)	\$58.00/Chair
46214066	Sandstone	12 per Carton	(11 lbs)	\$50.00/Chair
9' ROUND WINDMASTER UMBRELLA				
98868131	Linen	Umbrella with 1-1/2" Alum. Pole	(23 lbs)	\$367.00
US600666	Sand	Umbrella Base with 10" Stem	(40 lbs)	\$82.00

(Prices F.O.B. Factory)

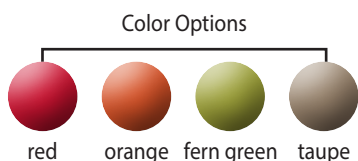


Essenza Patio Collection

Creating a natural outdoor patio seating area, the uniquely styled Essenza stacking armchairs matched with contemporary barn white tables make for a welcoming spot to relax and enjoy. Low maintenance and cool under the sun, the armchairs are colorfast and stackable for easy storage. The molded melamine table tops offer the look of real rustic wood with all the inherent benefits of composite materials.

ESSENZA STACKING ARMCHAIR				
US811414	Red	4 per Carton	(13 lbs)	\$84.00/Chair
US811019	Orange	4 per Carton	(13 lbs)	\$84.00/Chair
US811152	Fern Green	4 per Carton	(13 lbs)	\$84.00/Chair
US811181	Taupe	4 per Carton	(13 lbs)	\$84.00/Chair
US118414	Red	16 per Carton	(13 lbs)	\$75.00/Chair
US118019	Orange	16 per Carton	(13 lbs)	\$75.00/Chair
US118152	Fern Green	16 per Carton	(13 lbs)	\$75.00/Chair
US118181	Taupe	16 per Carton	(13 lbs)	\$75.00/Chair
32" SQUARE MELAMINE TABLE TOP WITHOUT UMBRELLA HOLE				
99842146	Barn White		(25 lbs)	\$138.00
28"H RESIN PEDESTAL BASE (2000)				
US624181	Taupe		(16 lbs)	\$103.00

(Prices F.O.B. Factory)



Stainless Steel PORTA-GRILL®

The Next Generation in Cooking Equipment

Our new Stainless Steel PORTA-GRILL® represents a first in state-of-the-art design and technology. It is the only grill of its kind to be both UL Design Certified to ANSI Z83.11-2002 Standard for Gas Food Service Equipment and Certified by NSF to ANSI/NSF Standard 2, 4, and 7. In addition, its handling weight is only 176 pounds. It folds up in minutes and stacks 4 high for easy storage and transport.

Standard Features

- NSF Approved
- UL Design Certified
- 304 Stainless Steel Grill Construction
- Powder-Coated Aluminum Frame
- Unique Folding Leg System
- Stackable – Up to 4 High
- Removable Tank Support Shelf
- 5" Locking Casters with Brakes
- Heavy-Duty Nickel-Plated or Stainless Steel Cooking Grates (¼" Round Bars)
- Stainless Steel Radiant Guards (No Lava Rock Needed)
- 8 Heavy Wall Stainless Steel Burners
- 164,000 BTU's
- Air Mixers with Debris Guards
- Two Stage Regulators on LP Units
- Dual Ignition System (No Matches Needed)
- Convenient 7½" Service Shelf
- Includes Two 40 Lb. Propane Cylinders with Overflow Protection Devices

GAS-FIRED



Model PG-SLPX Shown with optional hood.

Grill Specifications

Overall Dimensions: 67½" L x 32½" W x 36" H
 Folded Height: 17½"
 Cooking Area: 24" x 60"
 Shipping Weight: 412 lbs.
 Handling Weight: 176 lbs.

PORTA-GRILL® WITH NICKEL PLATED GRATES

PG-SLP	Liquid Propane	(412 lbs)	\$4,695.00
--------	----------------	-----------	------------

PORTA-GRILL® WITH STAINLESS STEEL GRATES

PG-SLPX	Liquid Propane	(412 lbs)	\$4,895.00
---------	----------------	-----------	------------

OPTIONAL STAINLESS STEEL ACCESSORIES

PG-SHD	30" Hood	(58 lbs)	\$575.00
--------	----------	----------	----------

(Prices F.O.B. Factory)

Some assembly required.



Patent No. 6,655,374

**Stackable—
Up To
4 Units
High!**



Easy To Move - Easy To Use



Unfold Legs



Stand Grill Upright



Put Shelf & Tanks In Place



Built-in Quality, Workmanship and Durability

Radiant Guards

Stainless steel radiant guards provide even heat distribution, reduce flare-ups and protect the burners.

Stainless Steel Burners

Eight individually controlled burners produce 164,000 BTUs of controlled, efficient cooking energy.

Stainless Fire Box

100% stainless steel fire box for durability and easy transport.

Cooking Grates

Standard nickel plated or optional stainless steel. Two 24" x 30" grates provide a massive 10 sq. ft. cooking area.

State-of-the-Art-Safety


For safety and convenience, each grill is equipped with two individual runner tubes. The ignitor lights the runner tubes from which each burner individually lights. This eliminates dangerous matches or wands.

Folding Legs

Legs lock securely into place in both open and closed positions.

Grease Removal System

Separates burning particles from hot grease to help reduce flare-ups and grease fires. Eliminates messy water pans.



The Best Stainless Steel Grill in the Industry is now Trailer-Mounted!

Grow your business by leaps and bounds.

They have probably heard about your cooking, now you can bring it to them. The trailer body is 1/8" thick 12 ga. steel tough. The finish is a non-toxic, heat-resistant black enamel with an underslung spring axle and 4.8" x 12" tires. This beauty is fully equipped with dual tail brake lights, 1 7/8" coupler and a swing tongue jack. Dual 40 lb. tanks included. Partial assembly required.



Patent No. 6,655,374

Model MOBILE-SLPX shown with optional stainless steel hoods.

PORTA-GRILL® STAINLESS STEEL MOBILE TRAILERS

MOBILE-SLP	Nickel Plated Grates	(692 lbs)	\$5,840.00
MOBILE-SLPX	Stainless Steel Grates	(692 lbs)	\$6,040.00

OPTIONAL STAINLESS STEEL ACCESSORIES

PG-SHD	30" Stainless Hood	(58 lbs)	\$575.00
--------	--------------------	----------	----------

(Prices F.O.B. Factory)


Some assembly required.

GAS-FIRED



PORTA-GRILL® II LP Gas-Fired

Safety, Durability and Profitability are the trademarks of this Award-Winning PORTA-GRILL®!



PROFITABILITY CHART!

Food	Quantity	Cooking Time	Temp.
Steak, 1" thick	35	8 min.	H
½ Chickens	24	40 min.	M
Burgers, ¼ lb.	60	8 min.	H
Franks	150	5 min.	H
Brats	120	12 min.	H

Note: All figures are based on a gas grill. Counts and times can vary with size.

Shown with optional hood, warming rack, full length shelf and X-braces.

Specifications

- Four individual stainless steel burners with an adjustable heat range that provides 150,000 BTUs total heat.
- Entire unit is self-contained with a 40 lb. fuel cylinder included
- Belson's cross-tie ignition system: If one of the four full length burners extinguishes, the adjacent burner automatically reignites it. This safety feature eliminates the gas build-up that results from an unlit burner.
- Simple and safe push-button ignition, no batteries, wands or matches required.
- Massive 24" x 60" (10 sq. ft.) cooking grate is finished with durable and sanitary nickel-plating.
- Firebox is constructed from ¼" thick (12 ga.) steel which is 41% stronger and more durable than 14 ga. steel. Four extra heavy-duty 4¼" wide x ¾" thick steel channels welded to the underside of the firebox provide additional reinforcement. Coating is a non-toxic, heat-resistant, flat black enamel finish.
- Easy to clean and maintain.
- Grill comes with brakes on two legs.
- For top performance and fuel conservation we recommend our optional Bread-Box Hood with built-in thermometer (sold separately).



Propane Tank Included



PORTA-GRILL® II provides the kind of safety and peace of mind that only a gas grill manufactured to the highest known safety standards can offer.

PORTA-GRILL® II, LP GAS-FIRED

PG-2460-II 72"L x 28"W x 38"H (432 lbs) \$2,095.00

OPTIONAL ACCESSORIES (see page 76 for additional accessories)

PG-200	Bread-Box Hood	(127 lbs)	\$580.00
PG-100	PORTA-Shield	(64 lbs)	\$335.00
PI-40H	Extra LP Tank for PG-2460-II	(33 lbs)	\$205.00
PG-60A	60" Aluminum Shelf	(11 lbs)	\$135.00
PG-160	60" Warming Rack	(8 lbs)	\$60.00
PG-XBRACE	Strong Leg Bracing	(5 lbs)	\$42.00

(Prices F.O.B. Factory)

Some assembly required.



PORTA-GRILL® MOBILE TRAILERS

Combine all the performance, safety, durability and convenience of any steel PORTA-GRILL® model with the ease of trailer transport!

Who says, "You can't take it with you?"

All PORTA-GRILL® steel models are adaptable to mobile units.

Now you can take the profit machine with you on the road for practically any grilling event. Underslung spring axle and 4.8" x 12" tires absorb road bumps, delivering a smooth ride behind any vehicle. The trailer body is built of tough 1/10" thick 12 ga. steel, finished in a non-toxic heat-resistant black enamel. These units are fully equipped with dual tail brake lights, 1 7/8" coupler and a swing tongue jack. Mobile unit prices include the Bread-Box Hood.



A
PORTA-GRILL® II Mounted on Trailer.



ALSO SEE CASTER-MOUNTED PORTA-GRILL PRODUCTS!

- PORTA-GRILL® II Caster-Mounted on page 72.
- PORTA-GRILL® M Caster-Mounted on page 74.
- PORTA-GRILL® I Caster-Mounted on page 74.
- PORTA-GRILL® Pit Barbeque Caster-Mounted on page 75.



B
PORTA-GRILL® I Mounted on Trailer



C
SUPER PORTA-GRILL® Mounted on Trailer



D
PORTA-GRILL® Pit Barbeque Mounted on Trailer

PORTA-GRILL® MOBILE MOUNTED TRAILER UNITS (see page 76 for accessories)

A. MOBILE-II	Trailer Mounted PORTA-GRILL® II	LP Gas Fired	(846 lbs)	\$4,295.00
B. MOBILE-I	Trailer Mounted PORTA-GRILL® I	Charcoal	(644 lbs)	\$2,950.00
C. MOBILE-M	Trailer Mounted SUPER PORTA-GRILL®	Mesquite/Charcoal	(767 lbs)	\$3,250.00
D. PG-2460-WT	Trailer Mounted PORTA-GRILL® Pit Barbeque	Wood/Charcoal	(821 lbs)	\$3,750.00

(Prices F.O.B. Factory)

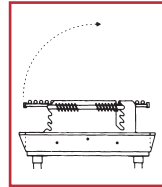
Some assembly required.

PORTA-GRILL® | Charcoal-Fired Easy Flip-Back Grate

The PORTA-GRILL® I is big enough and rugged enough to feed large gatherings, yet light enough to be transported without a trailer. It glides on 5" casters for short trips; removable legs for long trips. Massive 24" x 60" (10 sq. ft.) or 24" x 36" (6 sq. ft.) sanitary nickel-plated cooking grate is made from 1/4" and 1/2" round steel bars with "U" channels welded to the front and back edges for maximum strength. It easily adjusts to four different cooking heights with "Cool-Spring" safety grips. Patented flip-back grill feature allows for easy charcoal servicing and clean out. Firebox is constructed from 1/8" thick (12 ga.) steel which is 41% stronger and more durable than 14 ga. steel. Four extra heavy-duty 4 1/4" wide x 3/8" thick steel channels welded to the underside of the firebox provide additional reinforcement. Legs are made from 1 1/2" O.D. structural pipe with one end threaded for quick and easy fastening to the firebox. Entire unit is coated with a non-toxic, heat-resistant, flat black enamel finish. Speed up cooking time and conserve fuel by using a Bread-Box Hood with built-in thermometer or a New PORTA-Shield (both sold separately).



Model PG-2460-I
10 sq. ft. Cooking Surface



Patented Flip-Back Grill Grate



Model PG-2436-I
6 sq. ft. Cooking Surface



Model PG-2460-M
Shown with optional hood, warming rack, full length shelf and X-braces.



Shown with optional warming rack, full length shelf, X-braces and PORTA-Shield.

PORTA-GRILL®

PG-2436-I	48"L x 28"W x 38"H	(150 lbs)	\$740.00
PG-2460-I	72"L x 28"W x 38"H	(232 lbs)	\$795.00

OPTIONAL ACCESSORIES (see page 76 for additional accessories)

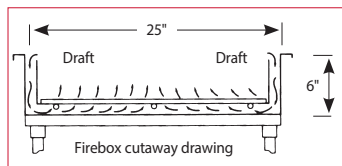
PG-360	Bread-Box Hood (for PG-2436-I)	(64 lbs)	\$425.00
PG-200	Bread-Box Hood (for PG-2460-I)	(127 lbs)	\$580.00
PG-100	PORTA-Shield (for PG-2460-I)	(64 lbs)	\$335.00
PG-60A	60" Aluminum Shelf	(11 lbs)	\$135.00
PG-160	60" Warming Rack	(8 lbs)	\$60.00
PG-XBRACE	60" Strong Leg Bracing	(5 lbs)	\$42.00

(Prices F.O.B. Factory)

Some assembly required.

SUPER PORTA-GRILL® Charcoal or Mesquite

WIDELY ACCLAIMED THE BEST GRILL EVER BUILT!



The patented features of the SUPER PORTA-GRILL® (see cutaway) will bring you amazing results. The 1" air space between the 3/8" thick steel liner and the firebox walls provides a uniform draft under

the fire grate. This creates uniform heat and an even grill temperature from end to end. Designed to take extreme heat, the SUPER PORTA-GRILL® will burn standard charcoal, mesquite or other aromatic wood chips, which adds a unique flavor to your meat. While ordinary charcoal burns at 700°, mesquite burns with a temperature of up to 1500°. The heavy-duty liner and fire grate protect the firebox from the extreme heat. **BUILT TO TAKE PUNISHMENT!** The rugged construction consists of a 1/8" thick (12 ga.) steel firebox, reinforced with 4 1/4" x 3/8" steel channels, 3/8" thick steel liner plates, 3/8" diameter fire grates, 1 1/2" pipe legs with 5" casters and a 24" x 60" (10 sq. ft.) sanitary nickel-plated grate, adjustable to four different cooking heights. Coating is a non-toxic, heat-resistant, flat black enamel finish. Reduce cooking time and conserve fuel by using a Bread-Box Hood with built-in thermometer or New PORTA-Shield (both sold separately).

SUPER PORTA-GRILL®

PG-2460-M	72"L x 28"W x 38"H	(355 lbs)	\$1,095.00
-----------	--------------------	-----------	------------

OPTIONAL ACCESSORIES (see page 76 for additional accessories)

PG-200	Bread-Box Hood	(127 lbs)	\$580.00
PG-60A	60" Aluminum Shelf	(11 lbs)	\$135.00
PG-160	60" Warming Rack	(8 lbs)	\$60.00
PG-XBRACE	60" Strong Leg Bracing	(5 lbs)	\$42.00

(Prices F.O.B. Factory)

Some assembly required.

PORTA-GRILL® MOBILE TRAILERS Charcoal/Mesquite Fired



Model
PORTA-GRILL® I
Mounted on Trailer

Combine all the performance, safety, durability and convenience of ANY steel PORTA-GRILL® model with the ease of trailer transport!

Who says, "You can't take it with you?" All PORTA-GRILL® steel models are adaptable to mobile units. Now you can take the profit machine with you on the road for practically any grilling event. Underslung spring axle and 4.8" x 12" tires absorb road bumps, delivering a smooth ride behind any vehicle. The trailer body is built of tough 1/8" thick 12 ga. steel, finished in a non-toxic, heat-resistant black enamel. These units are fully equipped with dual tail-brake lights, 1 7/8" coupler and a swing tongue jack. Mobile unit prices include the Bread-Box Hood.

PORTA-GRILL® TRAILER MOUNTED (see page 76 for additional accessories)

MOBILE-I	Charcoal Fired	(644 lbs)	\$2,950.00
MOBILE-M	Charcoal/Mesquite Fired	(767 lbs)	\$3,250.00

(Prices F.O.B. Factory)

Some assembly required.

PORTA-GRILL® PIT BARBEQUE

Wood or Charcoal-Fired

There is nothing finer than the authentic flavor of a wood-fired pit barbecue. The unit is built with fire grates, adjustable from 4" to 15" below the cooking grate. Each end of the firebox has doors for easy clean-out and draft control. The nickel-plated grate measures 24" x 60" (10 sq. ft.) and is adjustable to four cooking heights. Firebox has a double wall. The exterior cabinet is constructed from 1/8" thick (12 ga.) steel which is 41% stronger and more durable than 14 ga. steel. Four extra heavy-duty 4 1/4" wide x 3/16" thick steel channels welded to the underside of the firebox provide additional reinforcement. The inner liner is fabricated from 3/16" thick steel plate. The PORTA-GRILL® PIT BARBEQUE has a Bread-Box Hood with thermometer included and is available on 5" casters or trailer mounted.



Trailer Mounted with 4.8" x 12" tires, dual tail-brake lights, 1-7/8" coupler and a swing tongue jack.



Shown with optional warming rack.



Access doors for easy clean-out and grate height adjustment.

PORTA-GRILL® PIT BARBEQUE (see pages 76 for accessories)

PG-2460-W	Caster Mounted	(656 lbs)	\$2,625.00
PG-2460-WT	Trailer Mounted	(821 lbs)	\$3,750.00

(Prices F.O.B. Factory)

Some assembly required.

1. BREAD-BOX HOOD

Optional Bread-Box Hood (with thermometer) speeds up cooking time and conserves fuel.

PG-360	Bread-Box Hood (for PG-2436-I)	(64 lbs)	\$425.00
PG-200	Bread-Box Hood (for PG-2460-I)	(127 lbs)	\$580.00

(All Prices F.O.B. Factory)

2. WARMING RACK

30" or 60" wire warming racks lock on & off the cooking grate. 8" W x 6" H.

PG-130	30" Warming Rack	(4 lbs)	\$40.00
PG-160	60" Warming Rack	(8 lbs)	\$60.00

(All Prices F.O.B. Factory)

3. STRONG LEG BRACING

Provides extra stability when moving across rough turf, graveled areas, potholes, curbs, stairs etc. 7/8" diameter steel tubing with "U" bolts.

PG-XBRACE	Strong Leg Bracing	(5 lbs)	\$42.00
-----------	--------------------	---------	---------

(All Prices F.O.B. Factory)

4. 60" REMOVABLE SHELVES

Available in 2"H x 10"W x 60"L aluminum. Rigid steel supporting brackets hold shelf in position for easy accessibility. Easy to install, easy to remove. The heavy-duty aluminum shelf with its simple to clean, sanitary anodized surface is impervious to fats, oils and greases, making it the shelf of choice for health departments everywhere.

PG-60A	60" Aluminum Shelf	(11 lbs)	\$135.00
--------	--------------------	----------	----------

(All Prices F.O.B. Factory)

5. 40 LB. GAS CYLINDER

Avoid running out of propane during a big event.

PI-40H	LP Tank for PG-2460-II	(33 lbs)	\$205.00
PI-40HB	LP Tank for MOBILE-II	(34 lbs)	\$235.00

(All Prices F.O.B. Factory)

6. PORTA-SHIELD

PORTA-Shield allows for greater wind draft control by shielding half the cooking surface, thus providing more protection than a standard wind guard.

PG-100	PORTA-Shield	(64 lbs)	\$335.00
--------	--------------	----------	----------

(All Prices F.O.B. Factory)



7. ALL WEATHER COVER

Our All Weather Cover, designed to fit all PORTA-GRILL® mobile and caster models, will protect your grill from weather damage. Made of industrial grade polyethylene, it is tear and rot resistant, waterproof, and won't crack even in sub-zero temperatures. Superior construction includes contour fitted hood profile, tightly woven nylon strands in a polyethylene mat, double-strong rope reinforced hems and fourteen rust proof brass plated grommets at the bottom – four along each side and three at each end.

PG-COVER	All Weather Cover	(3 lbs)	\$95.00
----------	-------------------	---------	---------

(All Prices F.O.B. Factory)

All PORTA-GRILL® accessories are designed to easily fit every steel version gas, charcoal, mesquite or log-burning PORTA-GRILL® in minutes!



Flip-Back Grill Texas Style

Designed for larger groups, our TEXAS SIZE GRILL is composed of three grill compartments. This feature allows the user to build fires proportionate to the size of the group, or build three different size fires to control the cooking temperatures for three different types of food. The grate adjusts to four different heights and flips back out of the fire area for easier fire building and clean-out. The entire campstove rotates 360° for best control of wind draft. Overall size: 24" x 60"

Specifications

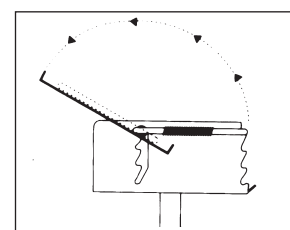
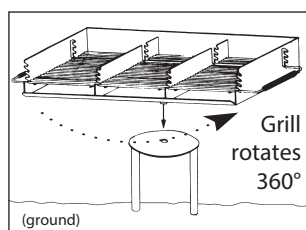
- Firebox:** 3/8" steel plate with integral slots to allow grate to be flipped out of the grilling area and adjusted to four different heights. 10" high firebox walls provide a wind guard for the cooking area.
- Grate:** 1/2" round steel bars welded on 1" centers.
- Handles:** 5/8" round steel bars welded through the sides of the firebox to prevent grate removal. The handle is protected on each end with a cool-spring wire hand grip.
- Pedestal:** Two 2" O.D. steel pipes 38" long are welded to an 19" diameter steel support plate. The support plate is reinforced with two steel angles welded to the underside.
- Locking Device:** 1 1/4" O.D. iron pipe welded to the underside of the firebox penetrates through the pedestal support plate for receipt of a padlock (not included).
- Finish:** Non-toxic heat-resistant flat black enamel.



FLIP-BACK GRILL TEXAS STYLE

CC-2460	24" x 60"	(250 lbs)	\$809.00
---------	-----------	-----------	----------

(Prices F.O.B. Factory)



Flip-Back Grill Twin Size

Belson's patented TWIN SIZE CHAR-WOOD® grill is a combination of two large cooking grates back to back. Each grate area is 18" x 24" and flips back out of the fire area for easy fire building and clean-out. Each grate functions independently of the other and adjusts to four different cooking heights. A special swivel and locking device prevents theft. Swivel mechanism allows 360° rotation for wind draft control. Overall size: 24" x 36". The CC-2436-HC adapts the standard CC-2436 for wheelchair accessibility.

Specifications

- Firebox:** 3/8" steel plate with integral slots to allow each 18" x 24" grate to flip back out of the fire area and adjust to four different heights. 10" high firebox walls provide a wind guard for the cooking area.
- Grate:** Two 18" x 24" grates made from 1/2" round steel bars welded on 1" centers.
- Handles:** 5/8" round steel bars welded through the sides of the firebox to prevent grate removal. The handles are protected on each side with cool-spring wire hand grips.
- Swivel Box:** 4" O.D. steel pipe welded to the underside of the firebox with a special swivel and locking device to prevent campstove removal from the pedestal. Swivel device allows the campstove to rotate 360° for the best wind draft.
- Pedestal:** 3 1/2" O.D. steel Tubing, 40" long with special vandal-resistant locking nut and bolt. Pedestal is to be mounted in a concrete base.
- Finish:** Non-toxic heat-resistant flat black enamel.

FLIP-BACK GRILL TWIN SIZE

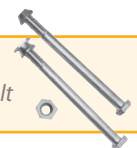
CC-2436	24" x 36"	(171 lbs)	\$535.00
⌘ CC-2436-HC	24" x 36" Universal Access	(173 lbs)	\$525.00

UTILITY SHELF

US-200	8" x 36"	(18 lbs)	\$53.00
--------	----------	----------	---------

(Prices F.O.B. Factory)

Vandal-Resistant
Locking Nut and Bolt



Model CC-2436
24" x 36" grill with
optional utility shelf.

CHAR-WOOD® Campstove Grill

Belson is the patented inventor of the CHAR-WOOD® campstove seen in thousands of parks from coast to coast. Its efficient design and rugged construction will ensure many years of dependable service. The grill grate adjusts to four different heights. The CHAR-WOOD® is designed to burn either charcoal or wood and is available in two overall sizes: FC-1193 (15" x 20") or FC-1193-B (18" x 24").

A self-contained locking device prevents theft. Swivel mechanism allows 360° rotation for best wind draft control. The FC-1193-HC and FC-1193-BHC adapt the standard CHAR-WOOD® grills for wheelchair accessibility.

Specifications

- Firebox:** 3/16" steel plate with integral slots to allow grate to be adjusted to four different heights. 10" high firebox walls provide a wind guard for the cooking area.
- Grate:** 1/2" round steel bars welded on 1" centers.
- Handles:** 5/8" round steel bars welded through the sides of the firebox to prevent grate removal. The handle is protected on each side with cool-spring wire hand grips.
- Swivel Box:** 4" O.D. steel pipe welded to the underside of the firebox with special swivel and locking device that allows the campstove to rotate 360° for wind draft control, but will not allow vandals to remove campstove from the pedestal.
- Pedestal:** 3 1/2" O.D. steel tubing, 40" long with special vandal-resistant locking nut and bolt. Pedestal is to be mounted in a concrete base.
- Finish:** Non-toxic heat-resistant flat black enamel.



Model FC-1193-B
18" x 24" grill with optional utility shelf.

CHAR-WOOD® CAMPSTOVE GRILL				SALE
FC-1193	15" x 20"		(75 lbs)	\$247.00
FC-1193-HC	15" x 20" Universal Access		(77 lbs)	\$242.00
FC-1193-B	18" x 24"		(98 lbs)	\$299.00
FC-1193-BHC	18" x 24" Universal Access		(100 lbs)	\$289.00
UTILITY SHELF				
US-100	8" x 20"		(10 lbs)	\$28.00

(Prices F.O.B. Factory)

Vandal-Resistant
Locking Nut and Bolt



Model FC-1193
15" x 20" grill with optional utility shelf.



Utility Shelf (US-100)
The optional 8" x 20" utility shelf is fabricated from 3/16" steel plate, and fits on any CHAR-WOOD® grill.

CHAR-WOOD® Flip-Back Campstove

Belson's patented CHAR-WOOD® Flip-Back grill is a revolutionary design! The grill is low-cost, durable, and vandal-proof. The grill grate adjusts to four different heights and flips back out of the fire area for easier fire building and clean out, yet cannot be removed from the firebox. A special swivel and locking device prevents theft. Swivel mechanism allows 360° rotation for wind draft control. The CC-1200-HC adapts the standard CC-1200 for wheelchair accessibility.

Specifications

- Firebox:** 3/8" steel plate with integral slots to allow grate to be flipped out of the fire area and adjusted to four different heights.
- Grate:** 1/2" round steel bars welded on 1" centers.
- Handles:** 5/8" round steel bars welded through the sides of the firebox to prevent grate removal. The handle is protected on each side with cool-spring wire hand grips.
- Swivel Box:** 4" O.D. steel pipe welded to the underside of the firebox with a special swivel and locking device to prevent campstove removal from the pedestal. Swivel device allows campstove to rotate 360° for wind draft control, but will not allow vandals to remove campstove from the pedestal.
- Pedestal:** 3 1/2" O.D. steel tubing, 40" long with special vandal-resistant locking nut and bolt. Pedestal is to be mounted in a concrete base.
- Finish:** Non-toxic heat-resistant flat black enamel.



Model CC-1200
15" x 20" grill
with optional
utility shelf.

CHAR-WOOD® FLIP-BACK CAMPSTOVE

CC-1200	15" x 20"	(66 lbs)	\$320.00
♿ CC-1200-HC	15" x 20" Universal Access	(68 lbs)	\$269.00

UTILITY SHELF

US-100	8" x 20"	(10 lbs)	\$28.00
--------	----------	----------	---------

(Prices F.O.B. Factory)



Vandal-Resistant
Locking Nut and Bolt

RELATED PRODUCTS



Universal Access
Fire Rings on
www.belson.com

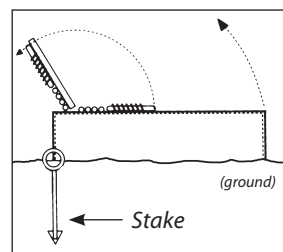
Fire Ring Flip-Back Grill

Belson's FIRE RING is designed and built to combine the pleasures of a controlled "campfire" with a simple 14" x 20" Flip-Back grill for cooking. The entire FIRE RING tilts back on steel ground stakes for fast, easy clean-out. The ground stakes have a spade end design for positive anchoring in ground or concrete.

Overall size: 8" Height x 30" Diameter.

Specifications

- Ring:** 3/8" steel plate, 8" H x 30" diameter.
- Grate:** 14" x 20", 1/2" round bars welded on 1" centers and hinged into iron tubing for a theft proof connection.
- Handle:** 5/8" round steel bar for extra vandal resistance. The handle is protected on each side from heat exchange with cool-spring hand grips.
- Ground Stakes:** 1/2" round steel bars with pointed spades of 3/8" steel plate.
- Finish:** Non-toxic heat-resistant flat black enamel.



FIRE RING FLIP-BACK GRILL

FR-30-G	8"H x 30" Diameter	(67 lbs)	\$230.00
---------	--------------------	----------	----------

(Prices F.O.B. Factory)



Belson Outdoors, LLC
 627 Amersale Drive
 Naperville, IL 60563

Toll-Free: (800) 323-5664
Phone: (630) 897-8489
Fax: (630) 897-0573
Web Site: www.belson.com

PRESORTED
 STANDARD
 US POSTAGE
PAID
 PERMIT #1096
 CAROL STREAM, IL

PORTA-GRILL®

2019
 Grill Catalog



Barbequing for Profit™